



## Mayors Report Didsbury Detachment - Detailed Statistics

### Total Detachment

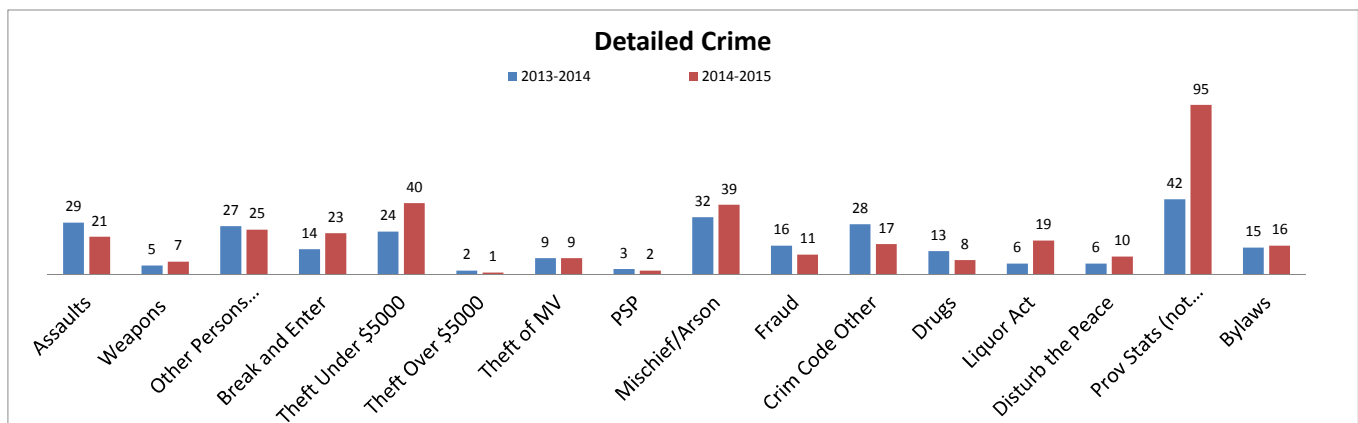
2014-2015

4th Quarter

January 1 to March 31

This report is based on statistics generated from the RCMP Police Reporting Occurrence System (PROS) specific to statistics on offences/service requests occurring from January 1, 2015 to March 31, 2015 and compared to the same time frame from one year ago. These statistics are based on reports generated on April 8<sup>th</sup>, 2015 and are subject to fluctuations that will result after the report date. Based on how files are statistically scored it is noted that when a file includes more than one type of offence multiple statistics are reflected. (Example – a theft and assault on one file will be reflected as two separate statistics; however, five vehicles damaged on one property at the same time will be reflected as only one mischief in this report). All statistics are specific to the identified area unless indicated otherwise.

Detailed Crime	2013-2014	2014-2015
Assaults	29	21
Weapons	5	7
Other Persons Crimes	27	25
Break and Enter	14	23
Theft Under \$5000	24	40
Theft Over \$5000	2	1
Theft of MV	9	9
PSP	3	2
Mischief/Arson	32	39
Fraud	16	11
Crim Code Other	28	17
Drugs	13	8
Liquor Act	6	19
Disturb the Peace	6	10
Prov Stats (not traffic)	42	95
Bylaws	15	16



#### Information regarding trends:

Break and Enter files increased. This increase was all in the Rural area.  
 The increase in Provincial Statistics is attributed in part to Mental Health files and 9-11 calls.



## Mayors Report Didsbury Detachment - Detailed Statistics

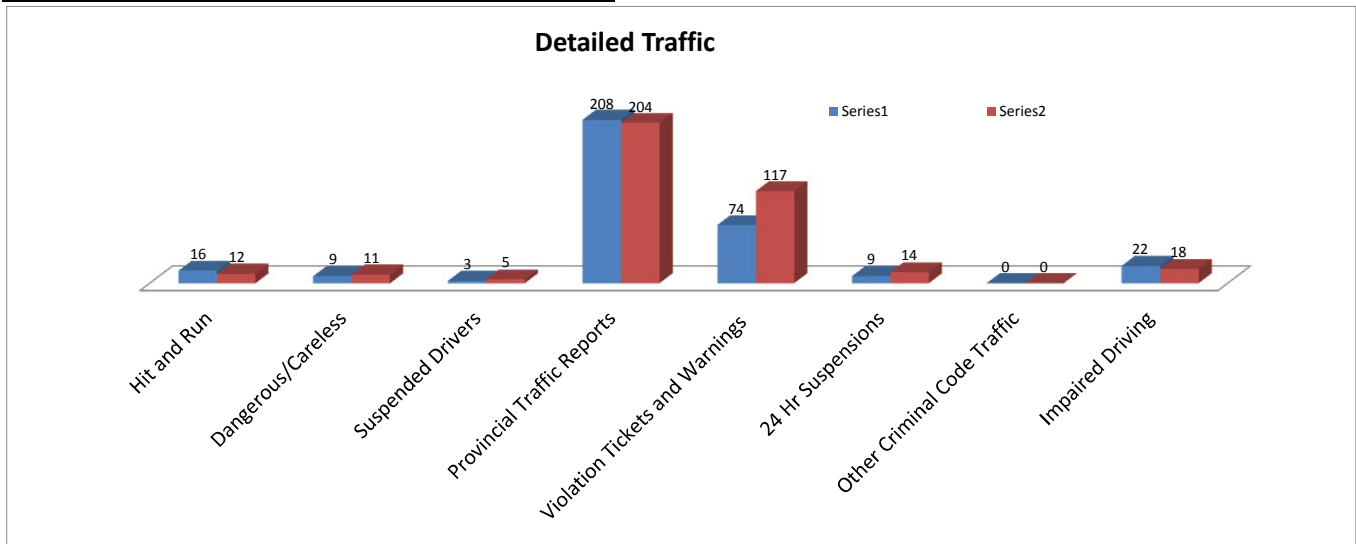
Total Detachment

2014-2015

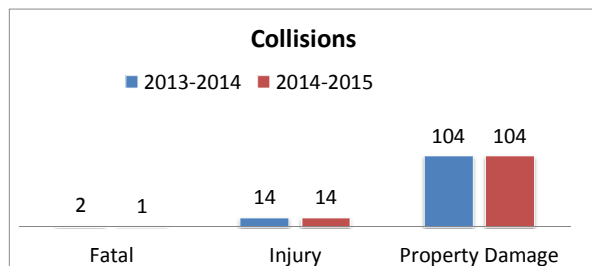
4th Quarter

January 1 to March 31

Detailed Traffic	2013-2014	2014-2015
Hit and Run	16	12
Dangerous/Careless	9	11
Suspended Drivers	3	5
Provincial Traffic Reports	208	204
Violation Tickets and Warnings	74	117
24 Hr Suspensions	9	14
Other Criminal Code Traffic	0	0
Impaired Driving	22	18



Collisions	2013-2014	2014-2015
Fatal	2	1
Injury	14	14
Property Damage	104	104



Information regarding trends:



## Mayors Report Didsbury Detachment - Detailed Statistics

Total Detachment

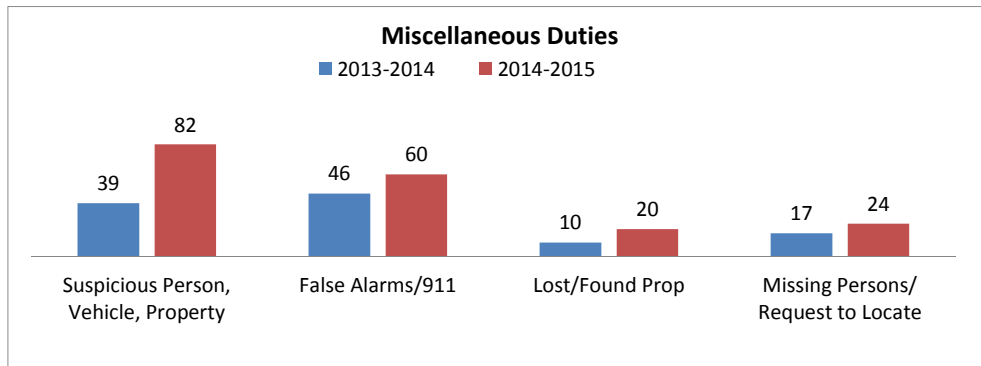
2014-2015

4th Quarter

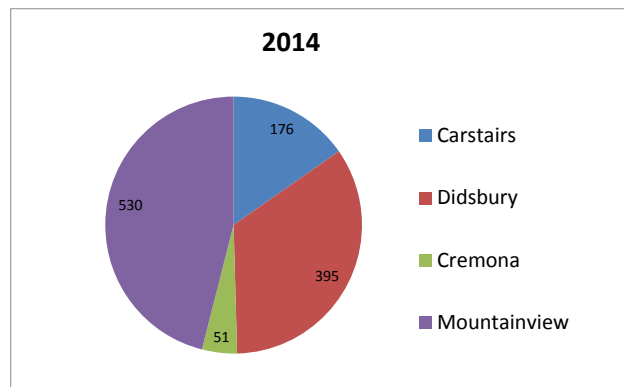
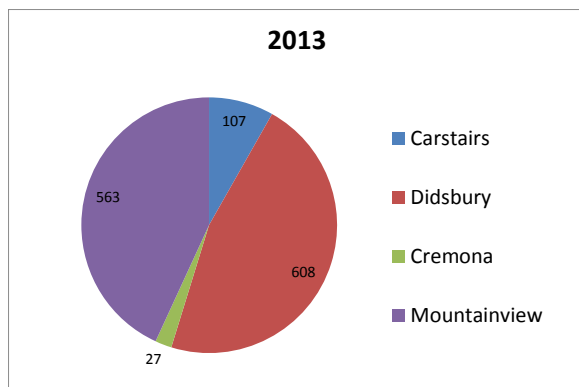
January 1 to March 31

Miscellaneous Duties	2013-2014	2014-2015
Suspicious Person, Vehicle, Property	39	82
False Alarms/911	46	60
Lost/Found Prop	10	20
Missing Persons/ Request to Locate	17	24
<b>CR checks</b>	<b>256</b>	<b>264</b>

\*\*Note: Criminal Record Checks is for all Didsbury Detachment Area



Total Calls for Service	2013-2014	2014-2015
Carstairs	107	176
Didsbury	608	395
Cremona	27	51
Mountainview	563	530
<b>Total Detachment</b>	<b>1305</b>	<b>1152</b>



### Information about Trends

The overall number of files increased for Cremona (as compared to the previous year). This is of interest as files diminished in all other areas of service.



## Mayors Report Didsbury Detachment - Basic Statistics

Total Detachment  
2014-2015

4th Quarter  
January 1 to March 31

	<b>2013-2014</b>	<b>2014-2015</b>
Reportable Collisions	120	119
Traffic Offence Reports	204	208
Impaired Driving	22	18
Provincial Traffic Reports	208	204
Liquor Act	6	19
Bylaws	15	16
Drugs	13	8
Assaults/Threats/Harassment/Weapons	61	53
Theft/PSP	38	52
Mischief	32	39
Fraud	16	11
Break and Enter	14	23
Criminal Record Checks	256	264
False Alarms	46	60
<b>Total Calls for Total Detachment</b>	<b>1305</b>	<b>1152</b>