

Olds Municipal Detachment
Statistical Comparison of APR and Year to Date
Year 2013 - 2014

Wednesday, May 07, 2014

CATEGORY	2013		2014		% Change	
	Apr/13	YTD	Apr/14	YTD	APR	YTD
1 Homicide	0	0	0	0	0.0%	0.0%
2 Offences Related to Death	0	0	0	0	0.0%	0.0%
3 Robbery	0	1	0	3	0.0%	200.0%
4 Sexual Assaults	0	1	0	2	0.0%	100.0%
5 Other Sexual Offences	0	0	0	2	0.0%	200.0%
6 Assault	8	49	14	25	75.0%	-49.0%
7 Kidnapping/Hostage/Abduction	0	1	0	0	0.0%	-100.0%
8 Extortion	0	0	0	0	0.0%	0.0%
9 Criminal Harassment	4	9	6	17	50.0%	88.9%
10 Uttering Threats	4	13	5	12	25.0%	-7.7%
11 Other Persons	0	0	0	0	0.0%	0.0%
TOTAL PERSONS	16	74	25	61	56.3%	-17.6%
12 Break & Enter	12	24	1	15	-91.7%	-37.5%
13 Theft of Motor Vehicle	1	9	3	9	200.0%	0.0%
14 Theft Over	1	3	0	0	-100.0%	-100.0%
15 Theft Under	10	58	12	39	20.0%	-32.8%
16 Possn Stn Goods	1	4	0	1	-100.0%	-75.0%
17 Fraud	10	30	5	20	-50.0%	-33.3%
18 Arson	1	1	0	0	-100.0%	-100.0%
19 Mischief To Property	16	53	25	67	56.3%	26.4%
TOTAL PROPERTY	52	182	46	151	-11.5%	-17.0%
20 Offensive Weapons	0	2	0	0	0.0%	-100.0%
21 Disturbing the peace	3	33	5	35	66.7%	6.1%
OTHER CRIMINAL CODE	6	31	7	35	16.7%	12.9%
TOTAL OTHER CRIMINAL CODE	9	66	12	70	33.3%	6.1%
TOTAL CRIMINAL CODE	77	322	83	282	7.8%	-12.4%
23 Drug Enforcement - Production	0	0	0	1	0.0%	100.0%
24 Drug Enforcement - Possession	3	17	2	9	-33.3%	-47.1%
25 Drug Enforcement - Trafficking	1	1	0	0	-100.0%	-100.0%
26 Drug Enforcement - Other	0	0	0	0	0.0%	0.0%
Total Drugs	4	18	2	10	-50.0%	-44.4%
27 Federal - General	0	4	0	0	0.0%	-100.0%
TOTAL FEDERAL	4	22	2	10	-50.0%	-54.5%
28 Liquor Act	12	33	11	46	-8.3%	39.4%
29 Other Provincial Stats	2	35	10	31	400.0%	-11.4%
Total Provincial Stats	14	68	21	77	50.0%	13.2%
30 Municipal By-laws Traffic	7	45	0	10	-100.0%	-77.8%
31 Municipal By-laws	22	71	9	40	-59.1%	-43.7%
Total Municipal	29	116	9	50	-69.0%	-56.9%
32 Fataals	0	0	0	1	0.0%	100.0%
33 Injury MVAS	0	6	1	7	100.0%	16.7%
34 Property Damage MVAS (Reportable)	22	81	15	108	-31.8%	33.3%
35 Property Damage MVAS (Non Reportable)	3	16	1	17	-66.7%	6.3%
TOTAL MVAS	25	103	17	133	-32.0%	29.1%
36 Provincial Traffic	138	457	43	360	-68.8%	-21.2%
37 Other Traffic	2	6	1	2	-50.0%	-66.7%
38 Criminal Code Traffic	4	27	9	29	125.0%	7.4%
Common Police Activities	A	B	C	D	E	F
39 False Alarms	10	60	23	105	130.0%	75.0%
40 False/Abandoned 911 Call	7	49	17	40	142.9%	-18.4%
41 Prisoners Held	9	58	3	11	-66.7%	-81.0%
42 Written Traffic Warnings	0	1	0	0	0.0%	-100.0%
43 Index Checks	48	172	62	211	29.2%	22.7%
44 Fingerprints taken for Public	0	0	0	0	0.0%	0.0%
45 Persons Reported Missing	2	5	1	4	-50.0%	-20.0%
46 Request to Locate	3	12	2	11	-33.3%	-8.3%
47 Abandoned Vehicles	4	13	2	10	-50.0%	-23.1%
48 VSU Accepted	1	11	6	23	500.0%	109.1%
49 VSU Declined	30	98	32	120	6.7%	22.4%
50 VSU Requested but not Avail.	0	0	0	0	0.0%	0.0%
51 VSU Proactive Referral	0	1	0	45	0.0%	4400.0%

Olds Municipal Detachment
Statistical Comparison of APR and Year to Date
Year 2013 - 2014

APR Criminal Code Summary

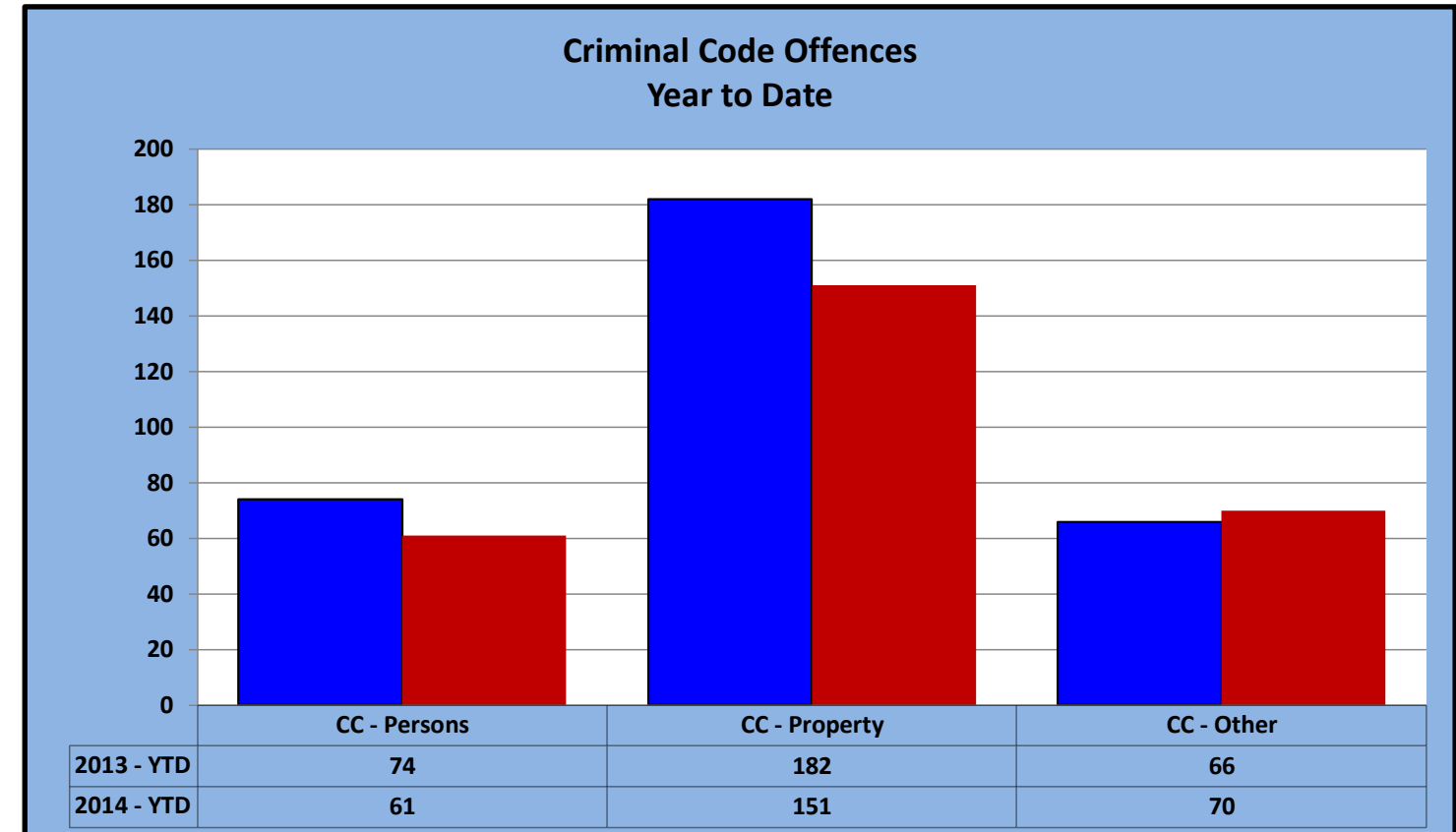
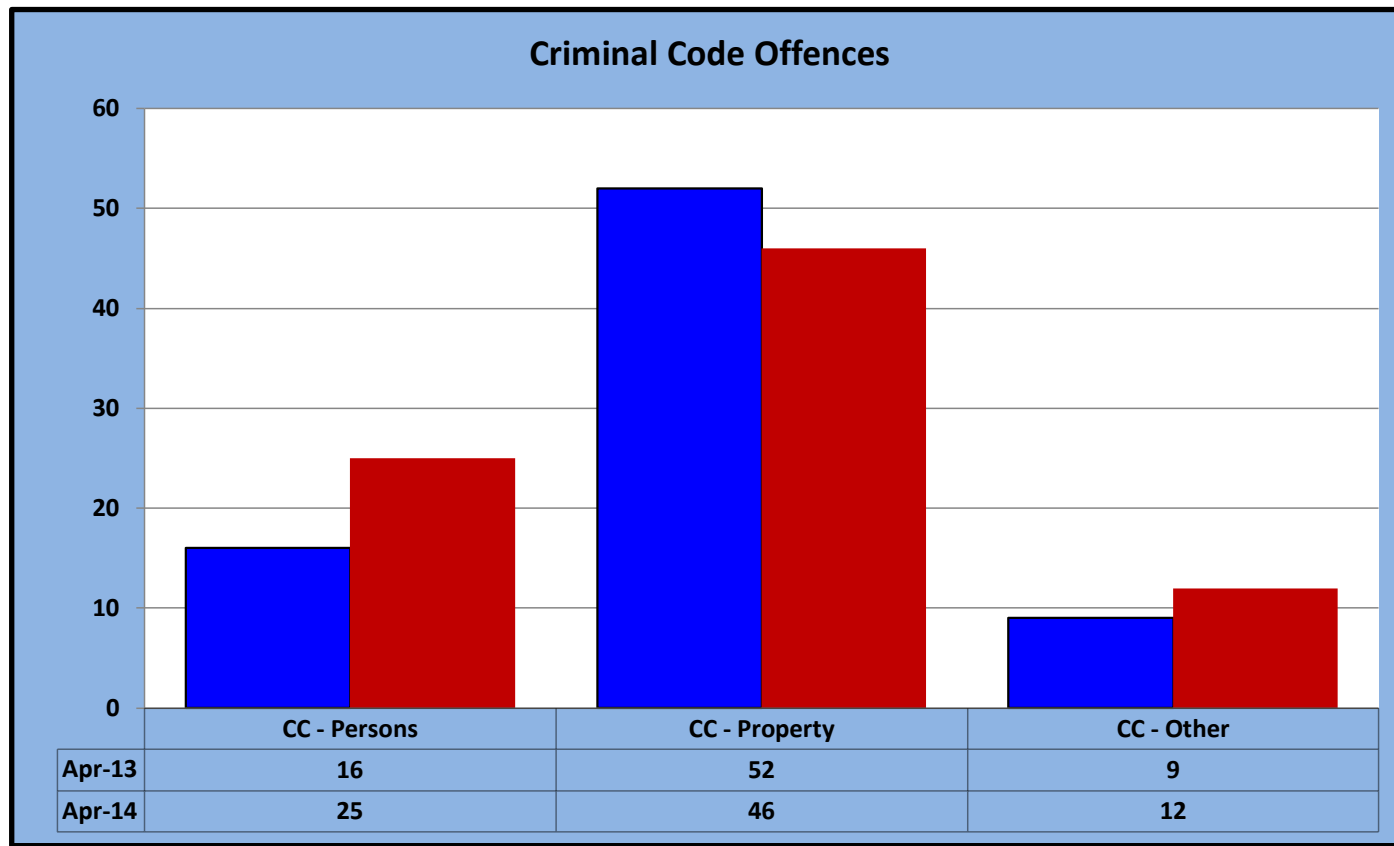
CATEGORY TOTALS	Apr-13	Apr-14	% Change
CC - Persons	16	25	56.3%
CC - Property	52	46	-11.5%
CC - Other	9	12	33.3%
TOTAL CRIMINAL CODE	77	83	7.8%

CLEARANCE RATES	Apr-13	Apr-14
CC - Persons	69%	72%
CC - Property	37%	26%
CC - Other	89%	50%
TOTAL CRIMINAL CODE	49%	43%

YTD Criminal Code Summary

CATEGORY TOTALS	2013 - YTD	2014 - YTD	% Change
CC - Persons	74	61	-17.6%
CC - Property	182	151	-17.0%
CC - Other	66	70	6.1%
TOTAL CRIMINAL CODE	322	282	-12.4%

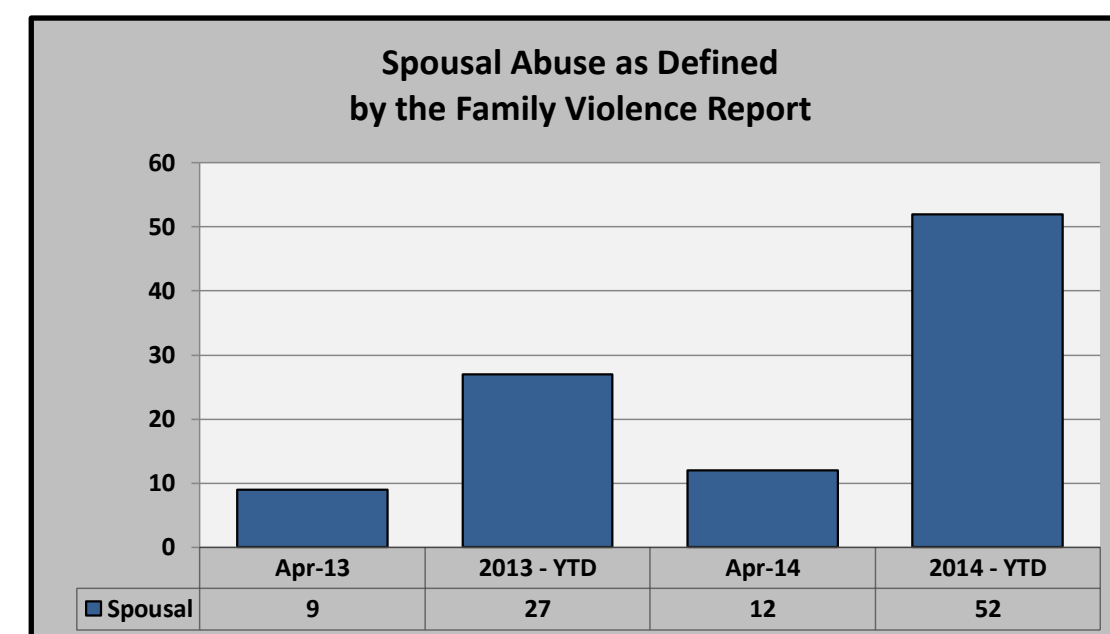
CLEARANCE RATES	2013 - YTD	2014 - YTD
CC - Persons	89%	74%
CC - Property	35%	26%
CC - Other	77%	63%
TOTAL CRIMINAL CODE	56%	46%



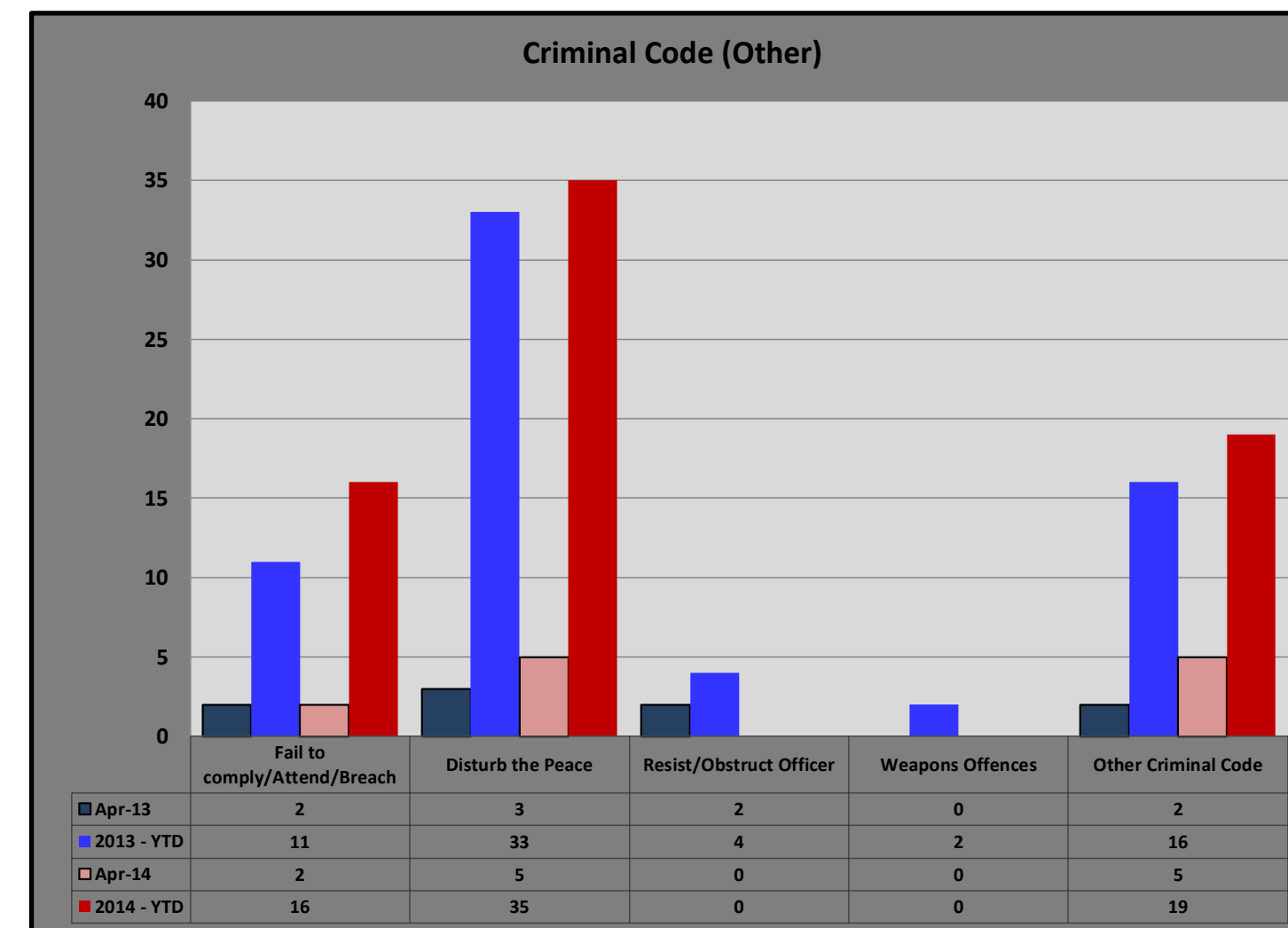
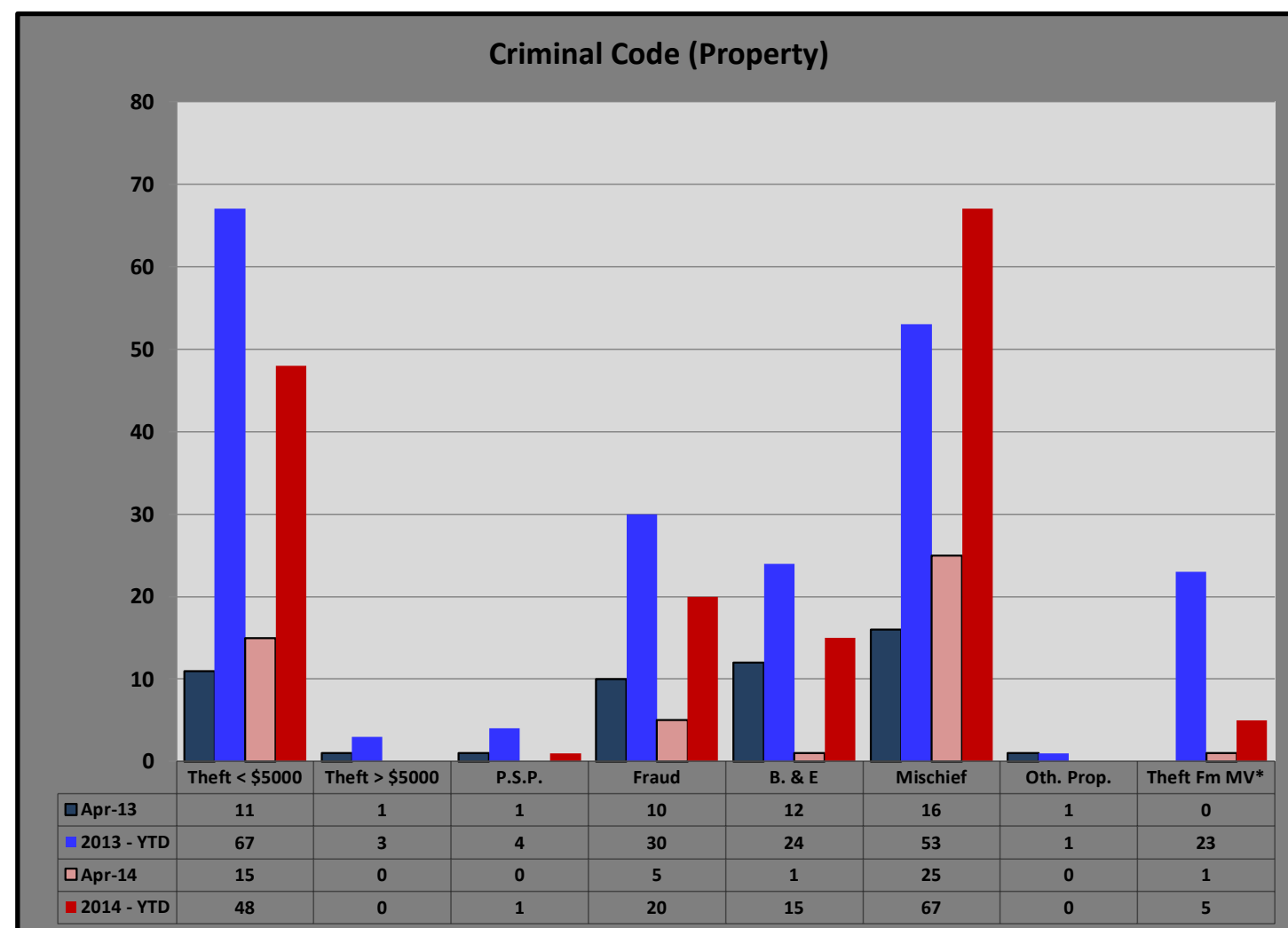
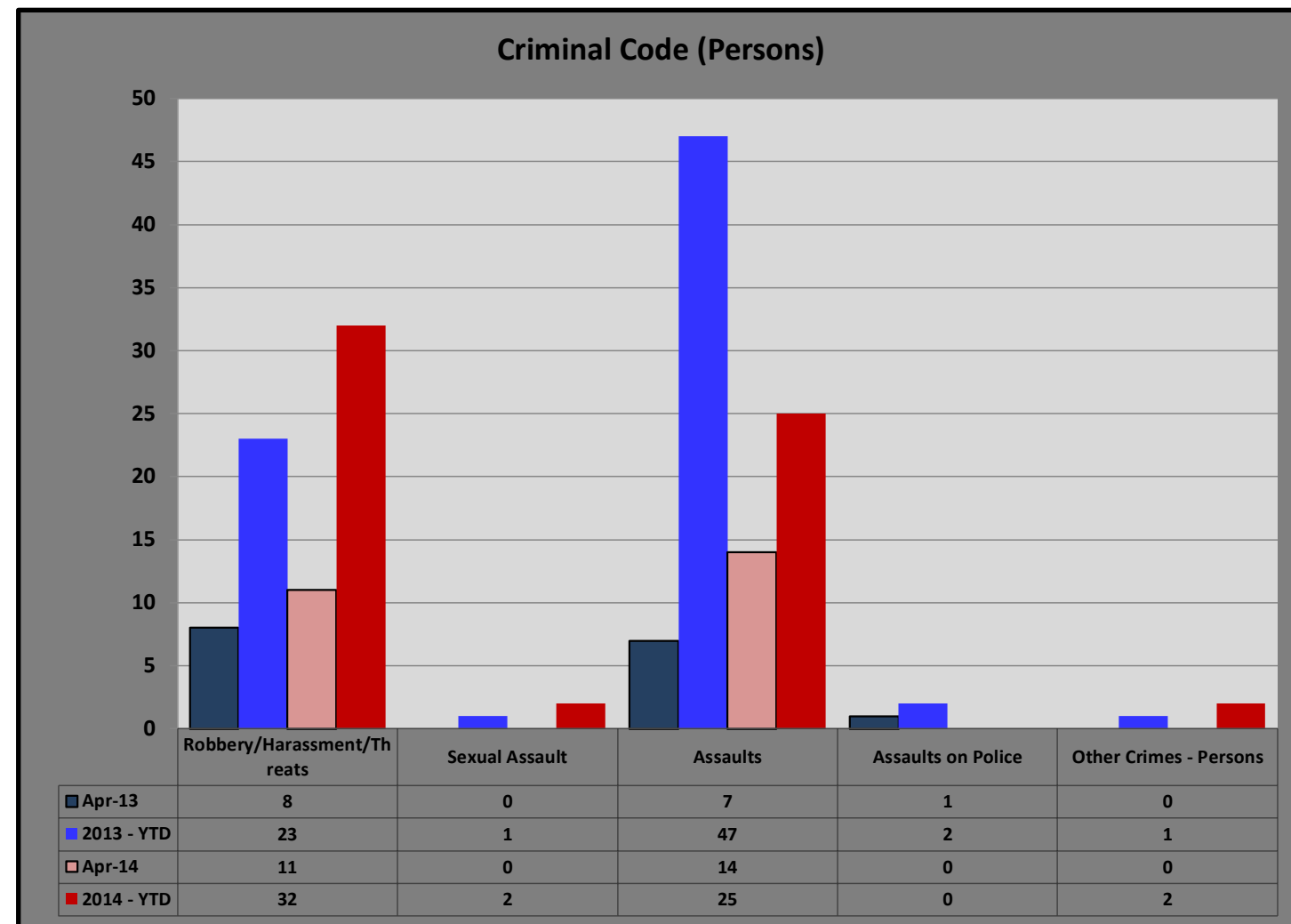
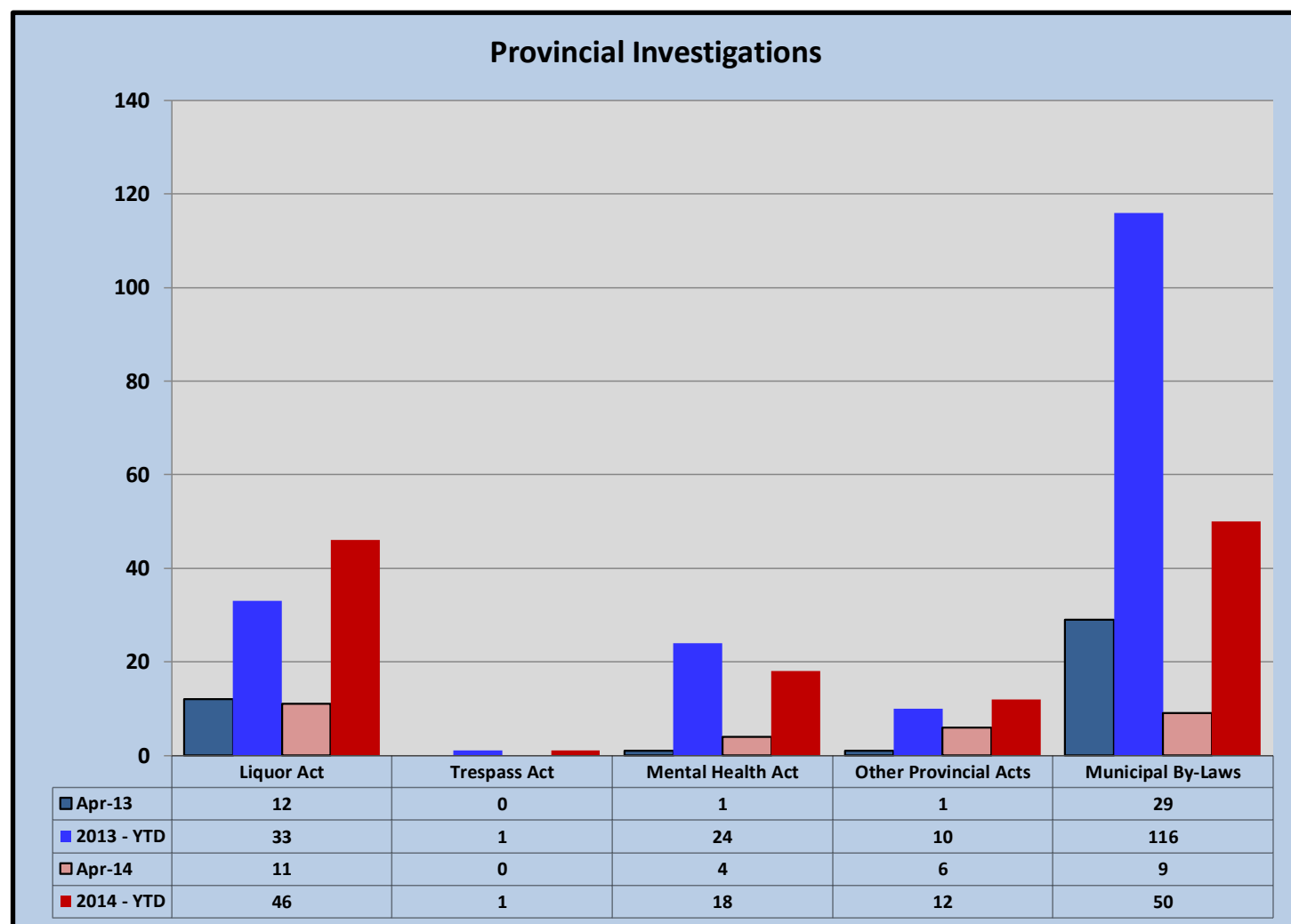
Domestic Violence Crime Data	Apr-14					
	Reported	Unfounded	Actual	Cleared by Charge	Cleared Otherwise	Clearance Rate
Spousal Abuse - Party Charged (M or F)	2	0	2	2	0	100%
Spousal Abuse - No Charges	9	2	7	0	4	57%
Spousal Abuse - as defined by FVR	14	2	12	2	5	58%
EPO - Requested			0			
EPO - Issued			0			
EPO - Denied			0			

Domestic Violence Crime Data	2014 - YTD					
	Reported	Unfounded	Actual	Cleared by Charge	Cleared Otherwise	Clearance Rate
Spousal Abuse - Party Charged (M or F)	12	0	12	11	1	100%
Spousal Abuse - No Charges	49	12	37	1	17	49%
Spousal Abuse - as defined by FVR	67	15	52	12	18	58%
EPO - Requested			0			
EPO - Issued			1			
EPO - Denied			0			

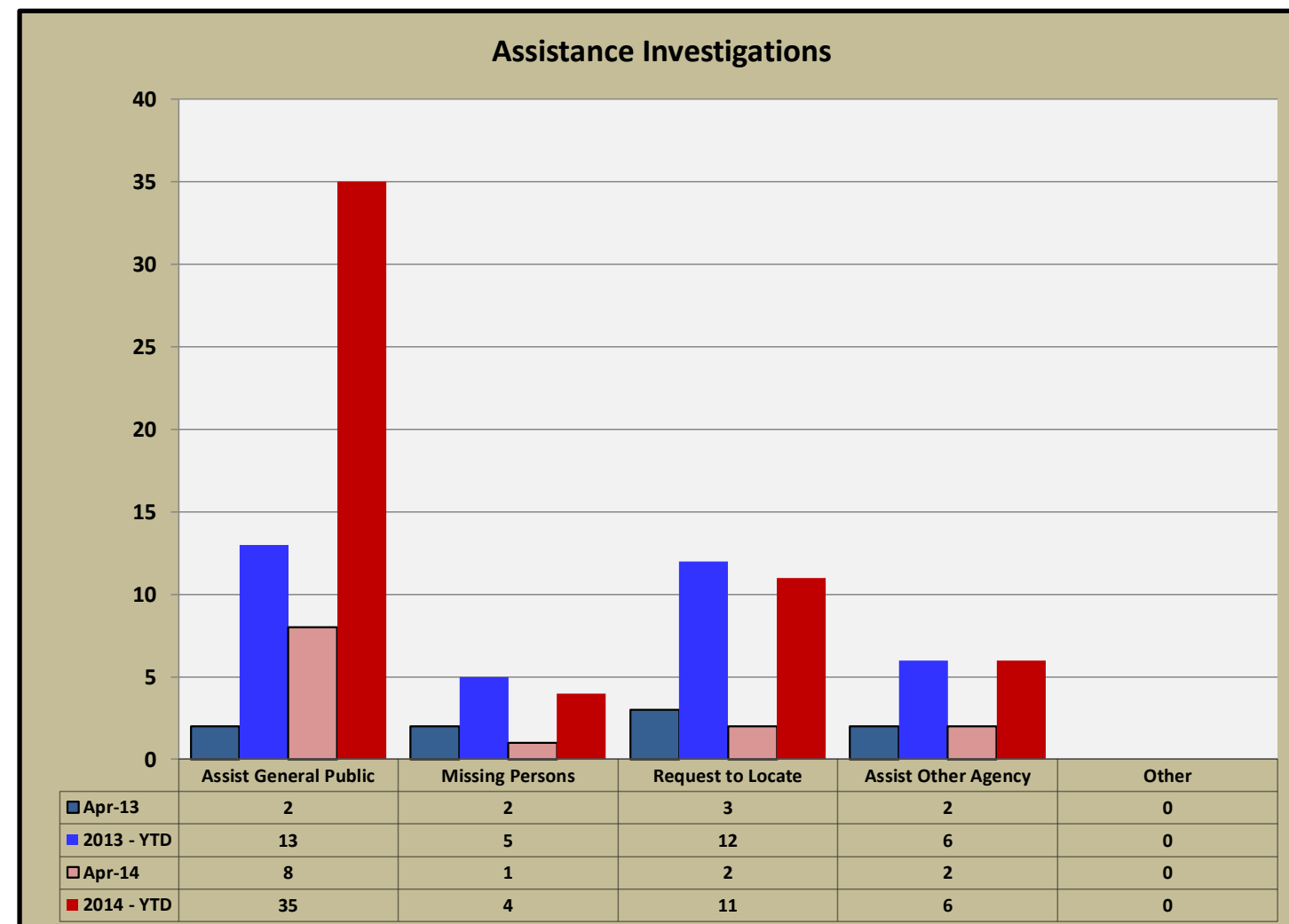
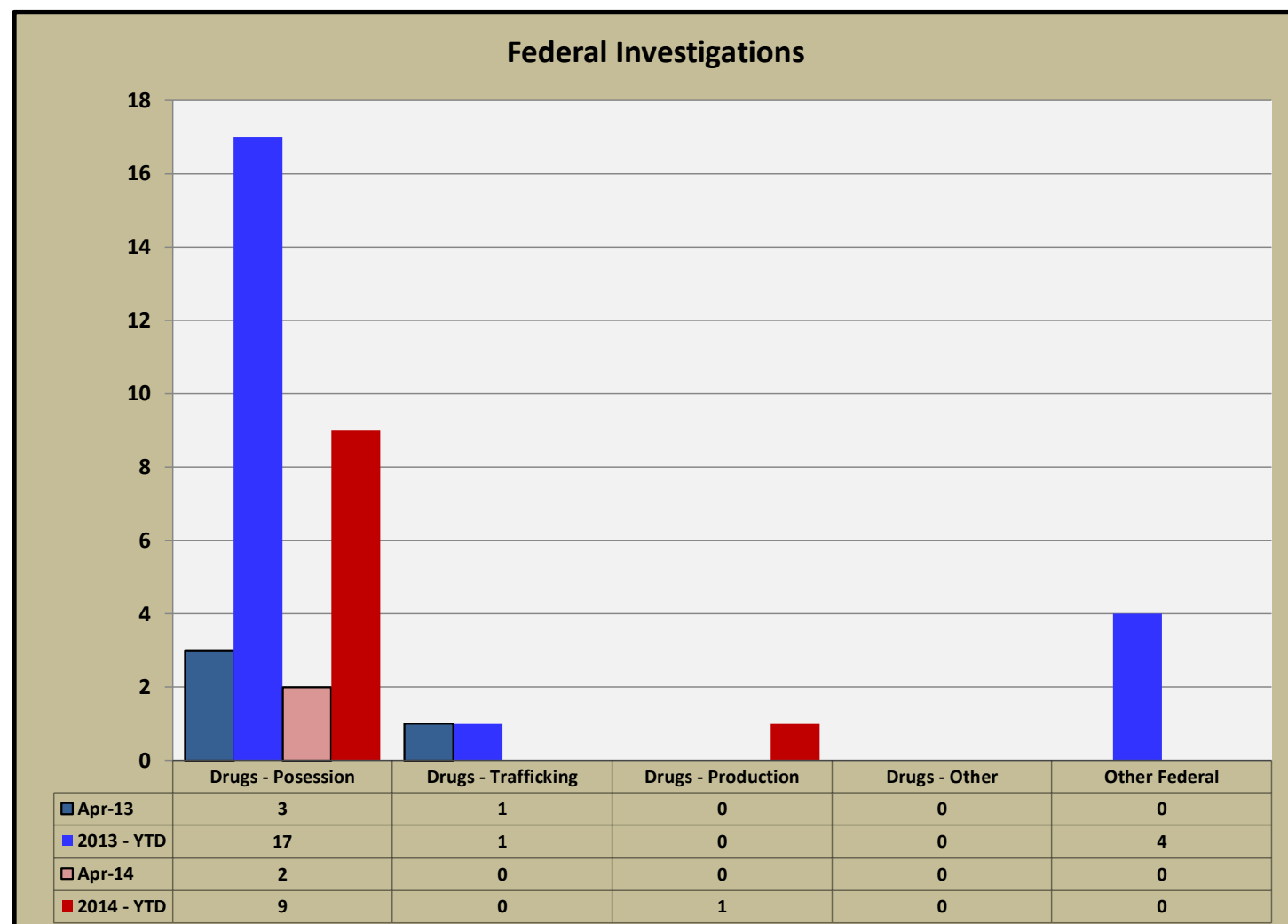
Spousal Abuse - as defined by The Family Violence Report	Apr-13	2013 - YTD	Apr-14	2014 - YTD
		9	27	12



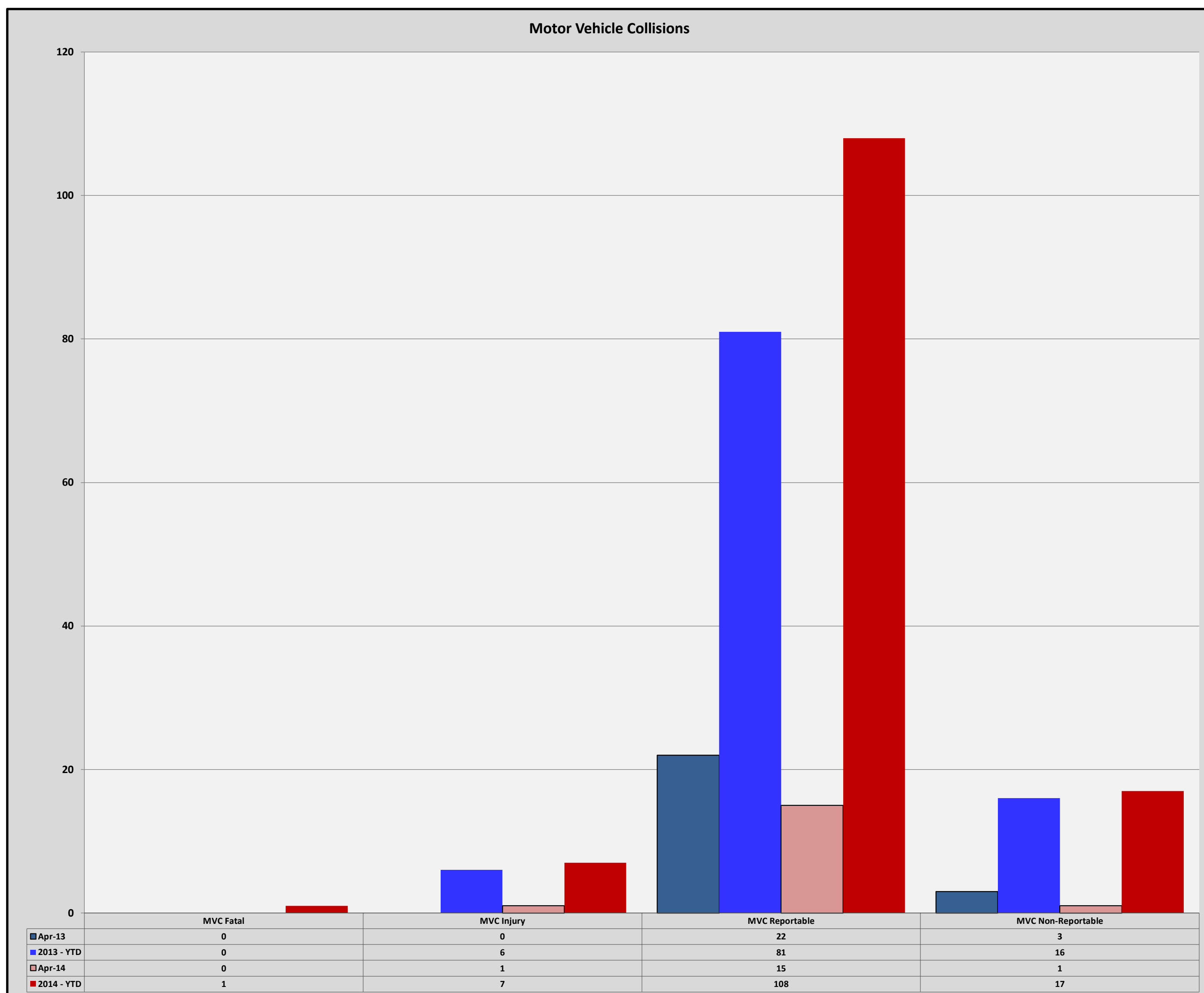
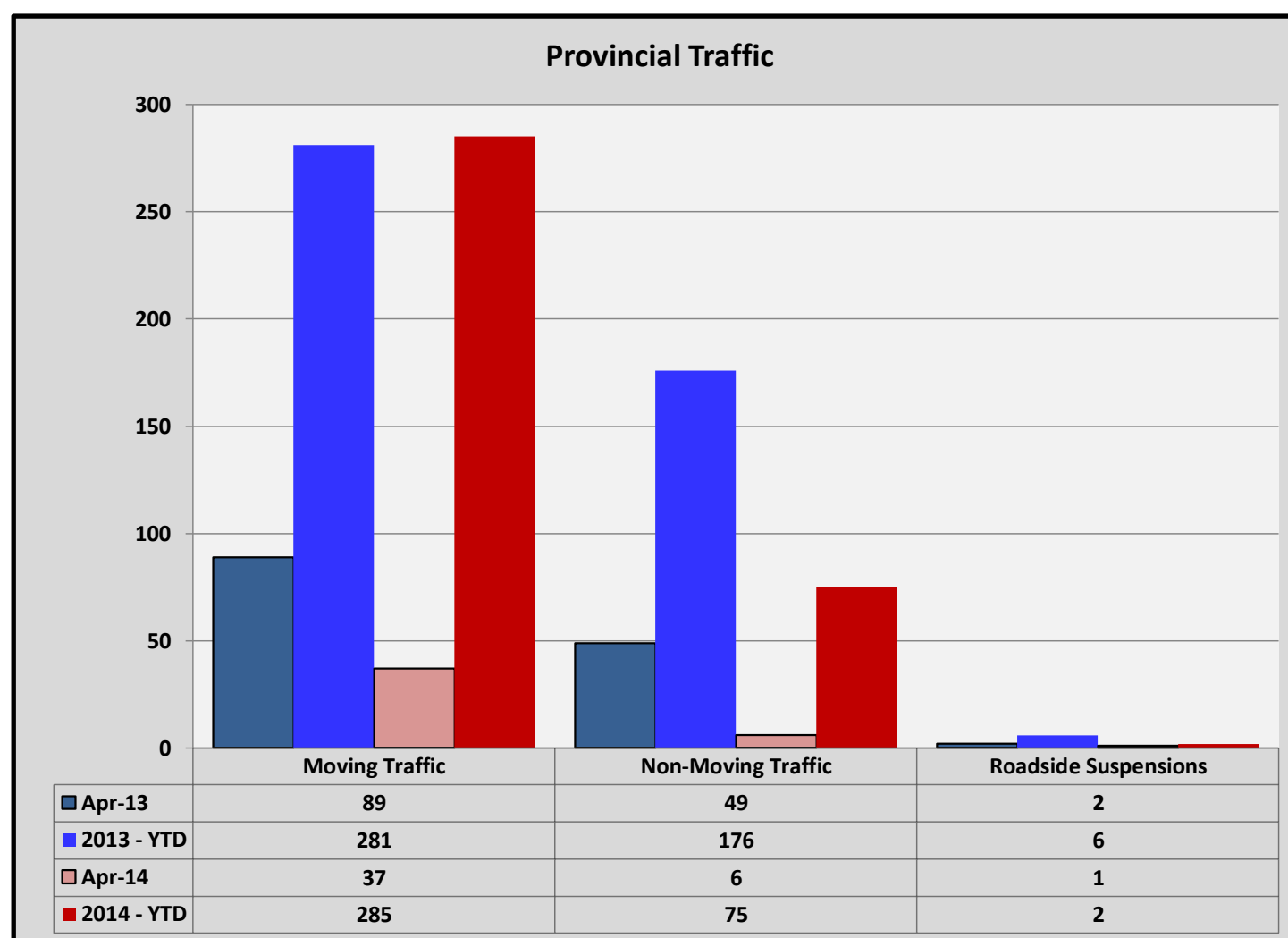
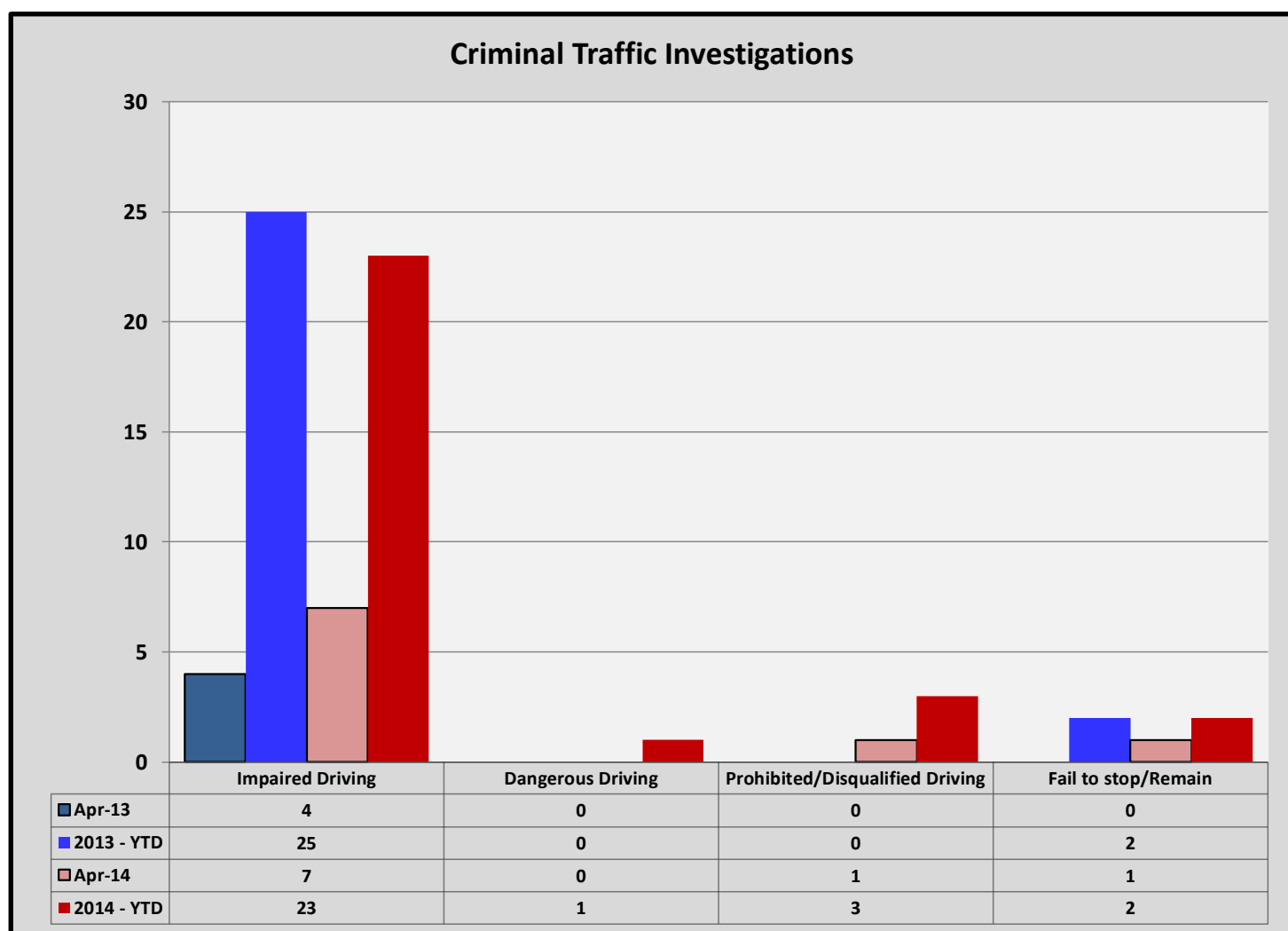
Olds Municipal Detachment
Statistical Comparison of APR and Year to Date
Year 2013 - 2014



* This total also included in Theft Under \$5000.



Olds Municipal Detachment
 Statistical Comparison of APR and Year to Date
 Year 2013 - 2014



Olds Municipal Detachment
Statistical Comparison of APR and Year to Date
Year 2013 - 2014

