

**Olds Provincial Detachment**  
**Statistical Comparison of APR and Year to Date**  
**Year 2013 - 2014**

Wednesday, May 07, 2014

| CATEGORY                                 | 2013      |            | 2014      |            | % Change       |               |
|--|-----------|------------|-----------|------------|----------------|---------------|
|  | Apr/13    | YTD        | Apr/14    | YTD        | APR            | YTD           |
| 1 Homicide                               | 0         | 0          | 0         | 0          | 0.0%           | 0.0%          |
| 2 Offences Related to Death              | 0         | 0          | 0         | 0          | 0.0%           | 0.0%          |
| 3 Robbery                                | 0         | 0          | 0         | 2          | 0.0%           | 200.0%        |
| 4 Sexual Assaults                        | 2         | 2          | 0         | 1          | -100.0%        | -50.0%        |
| 5 Other Sexual Offences                  | 0         | 0          | 0         | 0          | 0.0%           | 0.0%          |
| 6 Assault                                | 0         | 14         | 3         | 9          | 300.0%         | -35.7%        |
| 7 Kidnapping/Hostage/Abduction           | 0         | 0          | 0         | 0          | 0.0%           | 0.0%          |
| 8 Extortion                              | 0         | 0          | 0         | 0          | 0.0%           | 0.0%          |
| 9 Criminal Harassment                    | 0         | 0          | 0         | 0          | 0.0%           | 0.0%          |
| 10 Uttering Threats                      | 0         | 10         | 0         | 2          | 0.0%           | -80.0%        |
| 11 Other Persons                         | 0         | 0          | 0         | 0          | 0.0%           | 0.0%          |
| <b>TOTAL PERSONS</b>                     | <b>2</b>  | <b>26</b>  | <b>3</b>  | <b>14</b>  | <b>50.0%</b>   | <b>-46.2%</b> |
| 12 Break & Enter                         | 1         | 15         | 1         | 6          | 0.0%           | -60.0%        |
| 13 Theft of Motor Vehicle                | 1         | 6          | 1         | 3          | 0.0%           | -50.0%        |
| 14 Theft Over                            | 2         | 5          | 0         | 0          | -100.0%        | -100.0%       |
| 15 Theft Under                           | 4         | 11         | 1         | 6          | -75.0%         | -45.5%        |
| 16 Possn Stn Goods                       | 1         | 3          | 0         | 1          | -100.0%        | -66.7%        |
| 17 Fraud                                 | 4         | 8          | 0         | 1          | -100.0%        | -87.5%        |
| 18 Arson                                 | 1         | 1          | 0         | 0          | -100.0%        | -100.0%       |
| 19 Mischief To Property                  | 1         | 14         | 4         | 13         | 300.0%         | -7.1%         |
| <b>TOTAL PROPERTY</b>                    | <b>15</b> | <b>63</b>  | <b>7</b>  | <b>30</b>  | <b>-53.3%</b>  | <b>-52.4%</b> |
| 20 Offensive Weapons                     | 0         | 4          | 1         | 3          | 100.0%         | -25.0%        |
| 21 Disturbing the peace                  | 0         | 1          | 1         | 3          | 100.0%         | 200.0%        |
| <b>OTHER CRIMINAL CODE</b>               | <b>2</b>  | <b>13</b>  | <b>0</b>  | <b>9</b>   | <b>-100.0%</b> | <b>-30.8%</b> |
| <b>TOTAL OTHER CRIMINAL CODE</b>         | <b>2</b>  | <b>18</b>  | <b>2</b>  | <b>15</b>  | <b>0.0%</b>    | <b>-16.7%</b> |
| <b>TOTAL CRIMINAL CODE</b>               | <b>19</b> | <b>107</b> | <b>12</b> | <b>59</b>  | <b>-36.8%</b>  | <b>-44.9%</b> |
| 23 Drug Enforcement - Production         | 0         | 0          | 0         | 0          | 0.0%           | 0.0%          |
| 24 Drug Enforcement - Possession         | 0         | 1          | 0         | 0          | 0.0%           | -100.0%       |
| 25 Drug Enforcement - Trafficking        | 0         | 0          | 0         | 1          | 0.0%           | 100.0%        |
| 26 Drug Enforcement - Other              | 0         | 0          | 0         | 0          | 0.0%           | 0.0%          |
| <b>Total Drugs</b>                       | <b>0</b>  | <b>1</b>   | <b>0</b>  | <b>1</b>   | <b>0.0%</b>    | <b>0.0%</b>   |
| 27 Federal - General                     | 1         | 2          | 0         | 0          | -100.0%        | -100.0%       |
| <b>TOTAL FEDERAL</b>                     | <b>1</b>  | <b>3</b>   | <b>0</b>  | <b>1</b>   | <b>-100.0%</b> | <b>-66.7%</b> |
| 28 Liquor Act                            | 4         | 7          | 0         | 3          | -100.0%        | -57.1%        |
| 29 Other Provincial Stats                | 2         | 12         | 7         | 15         | 250.0%         | 25.0%         |
| <b>Total Provincial Stats</b>            | <b>6</b>  | <b>19</b>  | <b>7</b>  | <b>18</b>  | <b>16.7%</b>   | <b>-5.3%</b>  |
| 30 Municipal By-laws Traffic             | 0         | 0          | 0         | 0          | 0.0%           | 0.0%          |
| 31 Municipal By-laws                     | 0         | 2          | 2         | 2          | 200.0%         | 0.0%          |
| <b>Total Municipal</b>                   | <b>0</b>  | <b>2</b>   | <b>2</b>  | <b>2</b>   | <b>200.0%</b>  | <b>0.0%</b>   |
| 32 Fatales                               | 0         | 0          | 0         | 0          | 0.0%           | 0.0%          |
| 33 Injury MVAS                           | 2         | 22         | 2         | 10         | 0.0%           | -54.5%        |
| 34 Property Damage MVAS (Reportable)     | 17        | 116        | 14        | 94         | -17.6%         | -19.0%        |
| 35 Property Damage MVAS (Non Reportable) | 1         | 17         | 2         | 17         | 100.0%         | 0.0%          |
| <b>TOTAL MVAS</b>                        | <b>20</b> | <b>155</b> | <b>18</b> | <b>121</b> | <b>-10.0%</b>  | <b>-21.9%</b> |
| 36 Provincial Traffic                    | 75        | 427        | 47        | 265        | -37.3%         | -37.9%        |
| 37 Other Traffic                         | 0         | 2          | 0         | 2          | 0.0%           | 0.0%          |
| 38 Criminal Code Traffic                 | 5         | 9          | 1         | 13         | -80.0%         | 44.4%         |
| <b>Common Police Activities</b>          | <b>A</b>  | <b>B</b>   | <b>C</b>  | <b>D</b>   | <b>E</b>       | <b>F</b>      |
| 39 False Alarms                          | 6         | 24         | 5         | 10         | -16.7%         | -58.3%        |
| 40 False/Abandoned 911 Call              | 3         | 8          | 1         | 3          | -66.7%         | -62.5%        |
| 41 Prisoners Held                        | 4         | 17         | 0         | 4          | -100.0%        | -76.5%        |
| 42 Written Traffic Warnings              | 0         | 0          | 0         | 0          | 0.0%           | 0.0%          |
| 43 Index Checks                          | 34        | 140        | 42        | 137        | 23.5%          | -2.1%         |
| 44 Fingerprints taken for Public         | 0         | 0          | 0         | 0          | 0.0%           | 0.0%          |
| 45 Persons Reported Missing              | 0         | 1          | 0         | 1          | 0.0%           | 0.0%          |
| 46 Request to Locate                     | 0         | 2          | 0         | 2          | 0.0%           | 0.0%          |
| 47 Abandoned Vehicles                    | 2         | 12         | 1         | 10         | -50.0%         | -16.7%        |
| 48 VSU Accepted                          | 1         | 8          | 3         | 8          | 200.0%         | 0.0%          |
| 49 VSU Declined                          | 3         | 28         | 10        | 34         | 233.3%         | 21.4%         |
| 50 VSU Requested but not Avail.          | 0         | 0          | 0         | 0          | 0.0%           | 0.0%          |
| 51 VSU Proactive Referral                | 0         | 0          | 0         | 5          | 0.0%           | 500.0%        |

**Olds Provincial Detachment**  
**Statistical Comparison of APR and Year to Date**  
**Year 2013 - 2014**

**APR Criminal Code Summary**

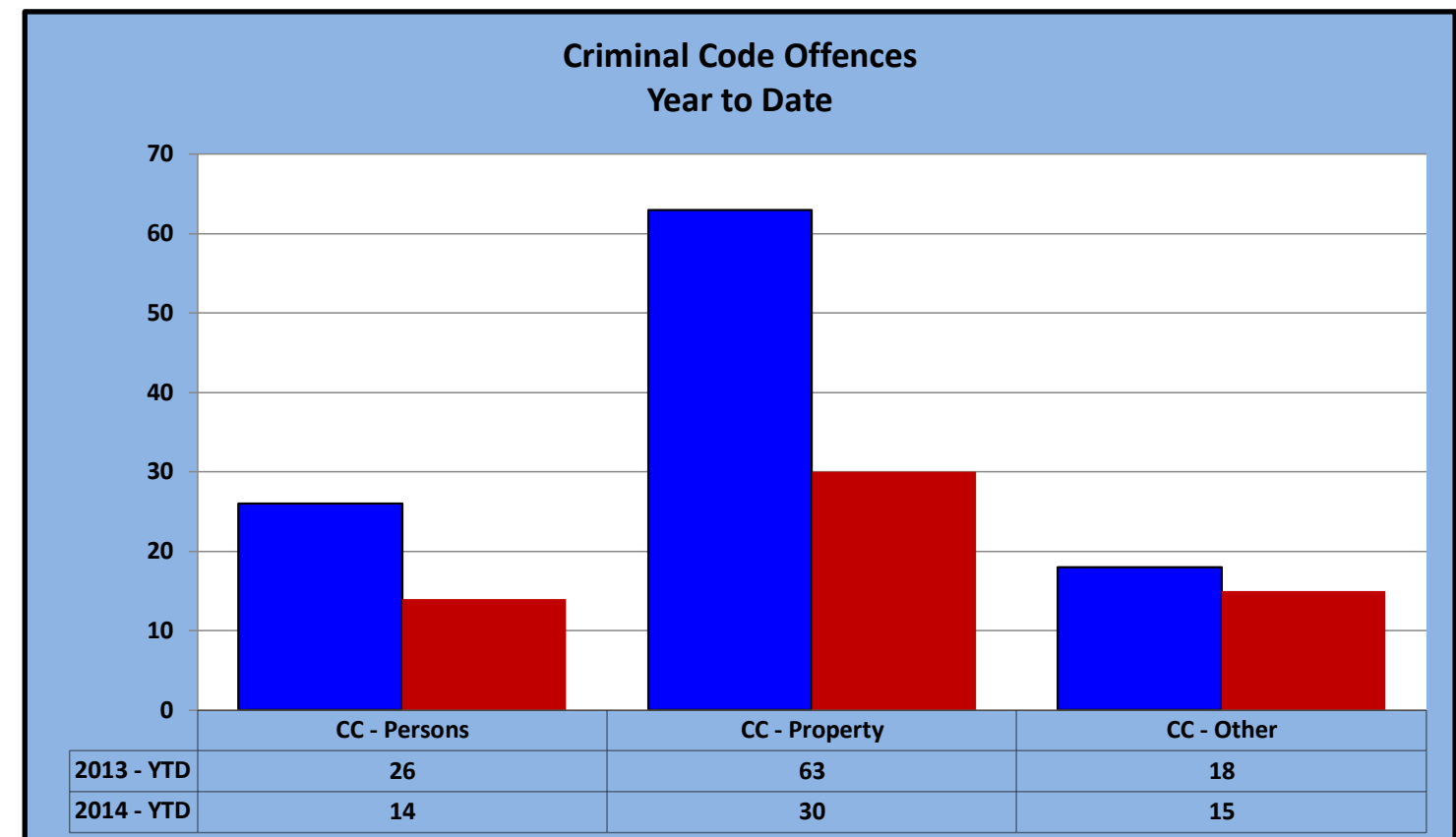
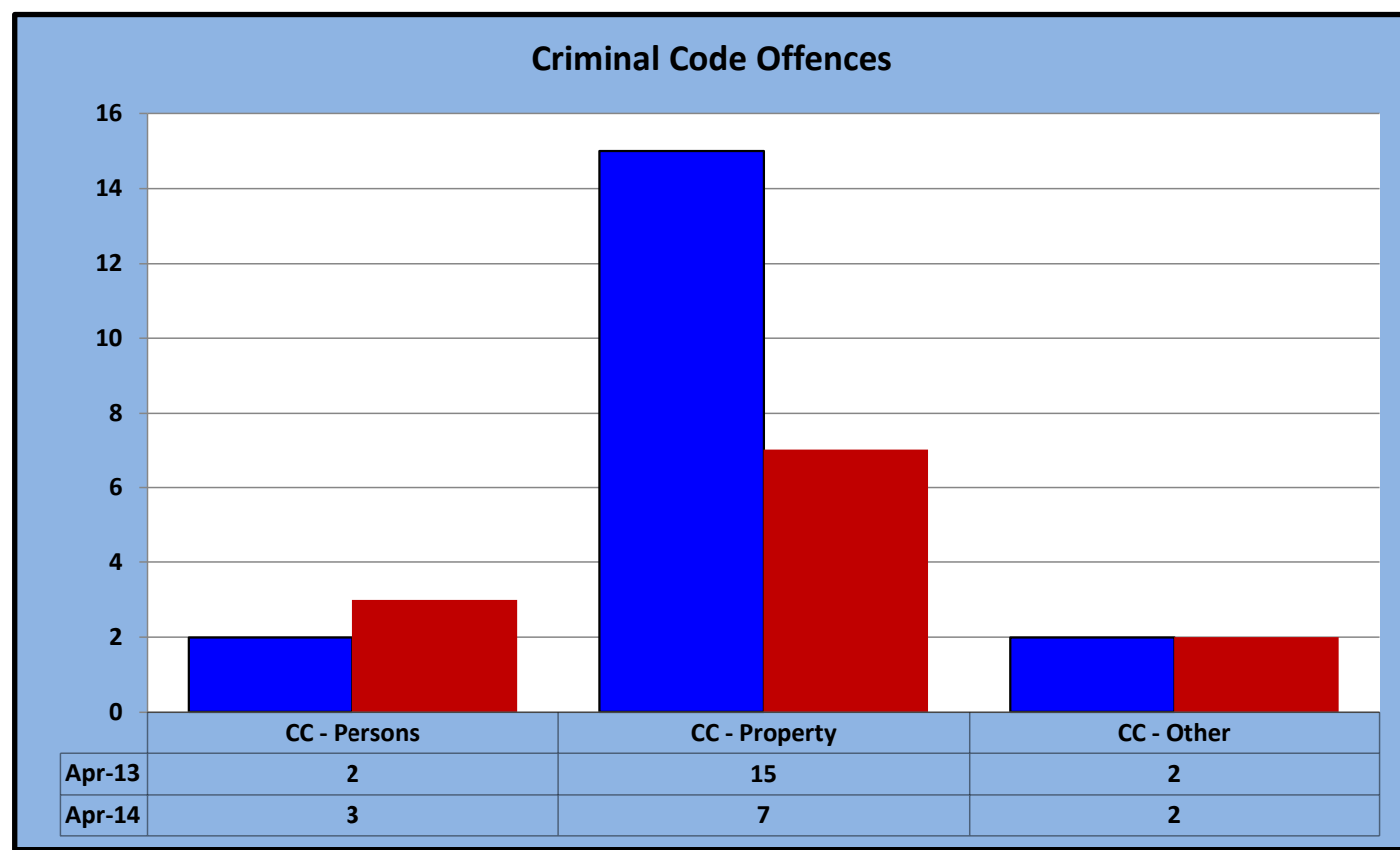
| CATEGORY TOTALS            | Apr-13    | Apr-14    | % Change      |
|----------------------------|-----------|-----------|---------------|
| CC - Persons               | 2         | 3         | 50.0%         |
| CC - Property              | 15        | 7         | -53.3%        |
| CC - Other                 | 2         | 2         | 0.0%          |
| <b>TOTAL CRIMINAL CODE</b> | <b>19</b> | <b>12</b> | <b>-36.8%</b> |

| CLEARANCE RATES            | Apr-13     | Apr-14     |
|----------------------------|------------|------------|
| CC - Persons               | 50%        | 0%         |
| CC - Property              | 20%        | 14%        |
| CC - Other                 | 50%        | 50%        |
| <b>TOTAL CRIMINAL CODE</b> | <b>26%</b> | <b>17%</b> |

**YTD Criminal Code Summary**

| CATEGORY TOTALS            | 2013 - YTD | 2014 - YTD | % Change      |
|----------------------------|------------|------------|---------------|
| CC - Persons               | 26         | 14         | -46.2%        |
| CC - Property              | 63         | 30         | -52.4%        |
| CC - Other                 | 18         | 15         | -16.7%        |
| <b>TOTAL CRIMINAL CODE</b> | <b>107</b> | <b>59</b>  | <b>-44.9%</b> |

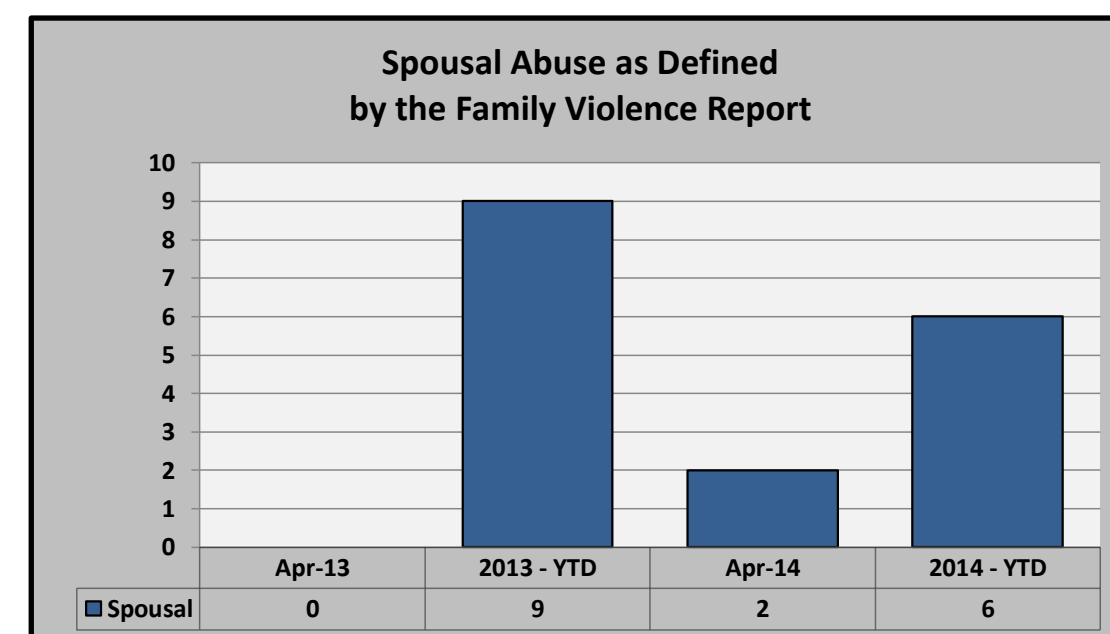
| CLEARANCE RATES            | 2013 - YTD | 2014 - YTD |
|----------------------------|------------|------------|
| CC - Persons               | 104%       | 86%        |
| CC - Property              | 17%        | 37%        |
| CC - Other                 | 67%        | 33%        |
| <b>TOTAL CRIMINAL CODE</b> | <b>47%</b> | <b>47%</b> |



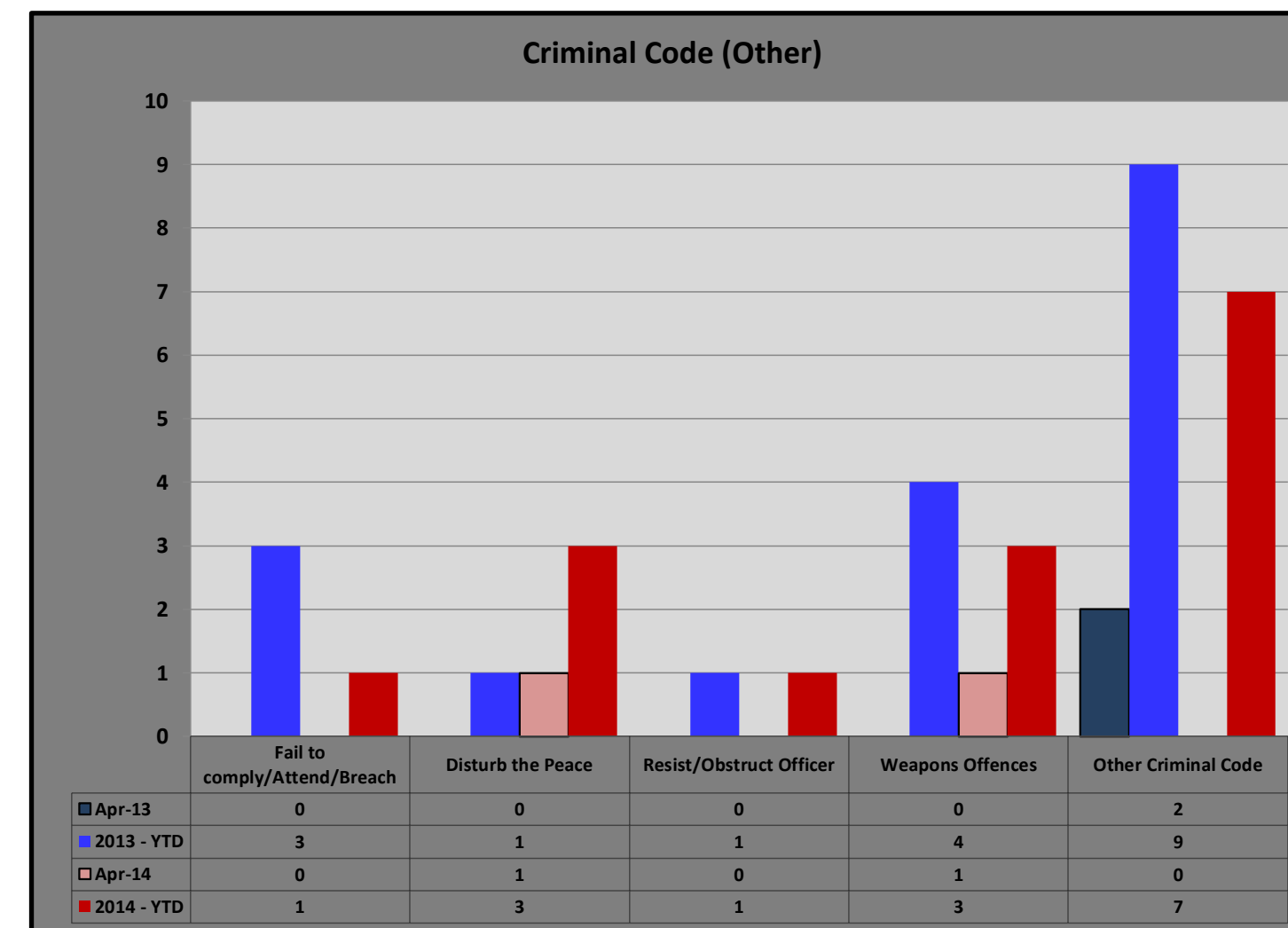
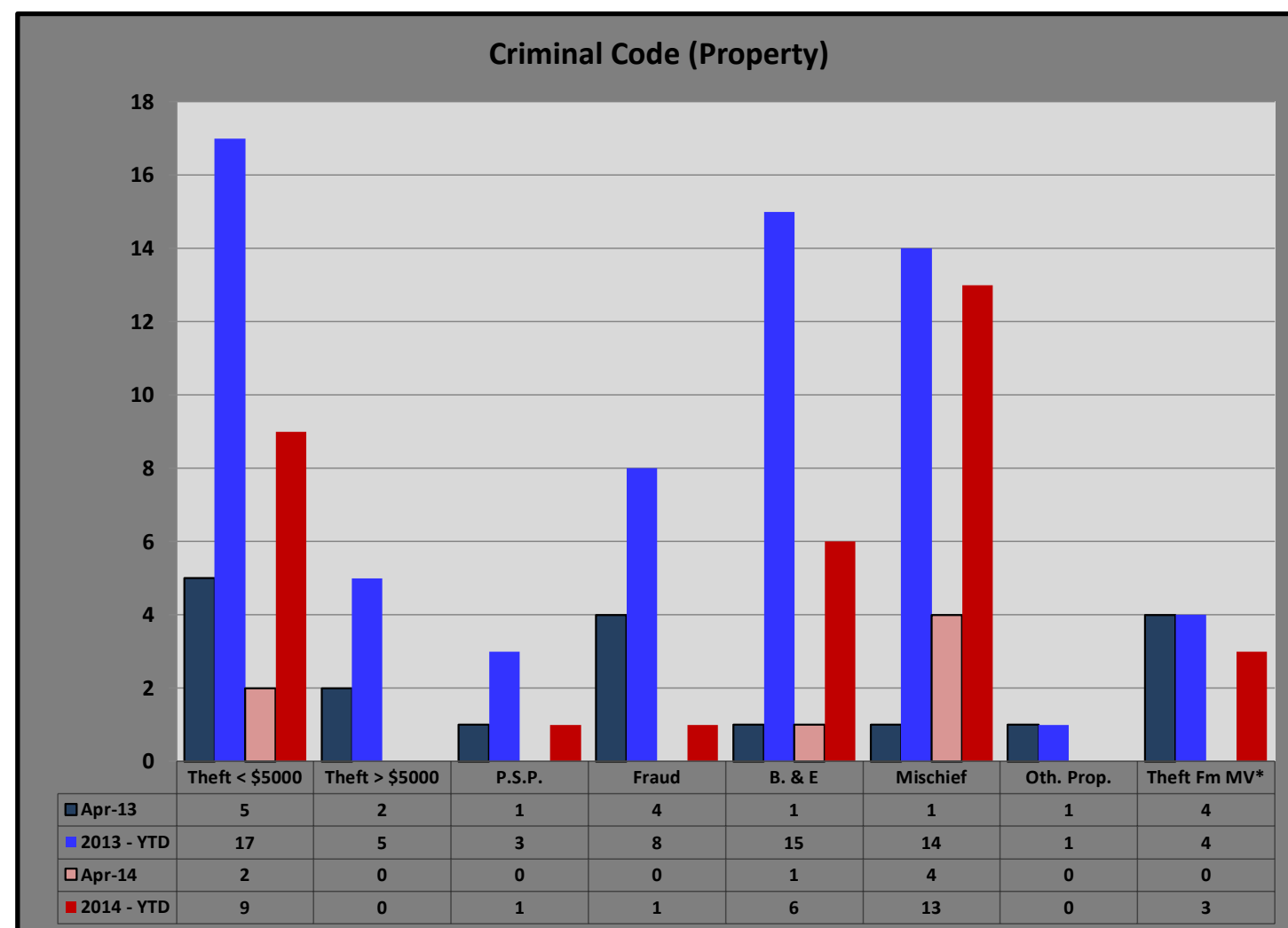
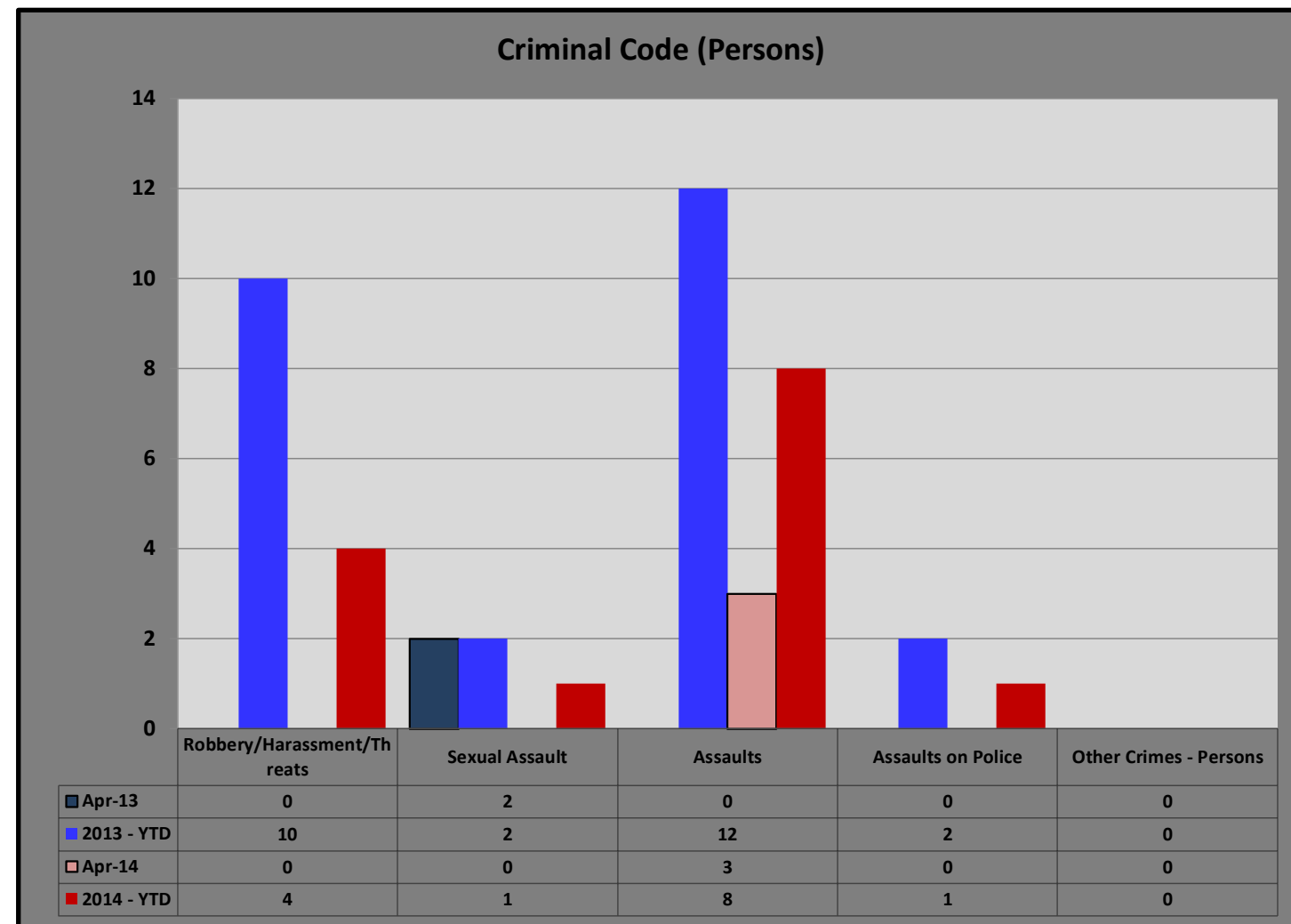
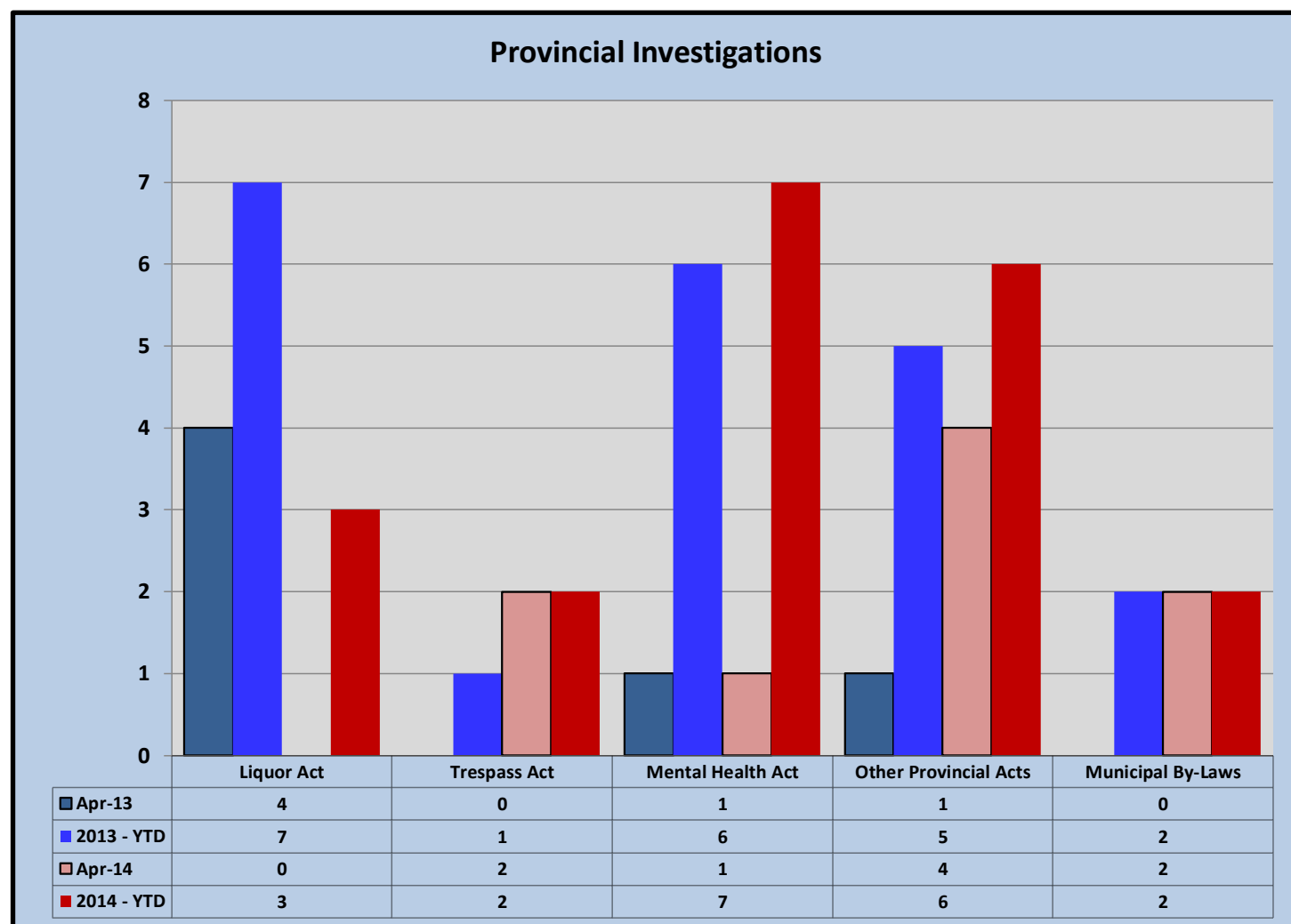
| Domestic Violence Crime Data           | Apr-14   |           |        |                   |                   |                |
|--|----------|-----------|--------|-------------------|-------------------|----------------|
|  | Reported | Unfounded | Actual | Cleared by Charge | Cleared Otherwise | Clearance Rate |
| Spousal Abuse - Party Charged (M or F) | 0        | 0         | 0      | 0                 | 0                 | 0%             |
| Spousal Abuse - No Charges             | 2        | 0         | 2      | 0                 | 0                 | 0%             |
| Spousal Abuse - as defined by FVR      | 2        | 0         | 2      | 0                 | 0                 | 0%             |
| EPO - Requested                        |          |           | 0      |                   |                   |                |
| EPO - Issued                           |          |           | 0      |                   |                   |                |
| EPO - Denied                           |          |           | 0      |                   |                   |                |

| Domestic Violence Crime Data           | 2014 - YTD |           |        |                   |                   |                |
|--|------------|-----------|--------|-------------------|-------------------|----------------|
|  | Reported   | Unfounded | Actual | Cleared by Charge | Cleared Otherwise | Clearance Rate |
| Spousal Abuse - Party Charged (M or F) | 2          | 0         | 2      | 2                 | 0                 | 100%           |
| Spousal Abuse - No Charges             | 5          | 2         | 3      | 0                 | 0                 | 0%             |
| Spousal Abuse - as defined by FVR      | 8          | 2         | 6      | 2                 | 0                 | 33%            |
| EPO - Requested                        |            |           | 0      |                   |                   |                |
| EPO - Issued                           |            |           | 0      |                   |                   |                |
| EPO - Denied                           |            |           | 0      |                   |                   |                |

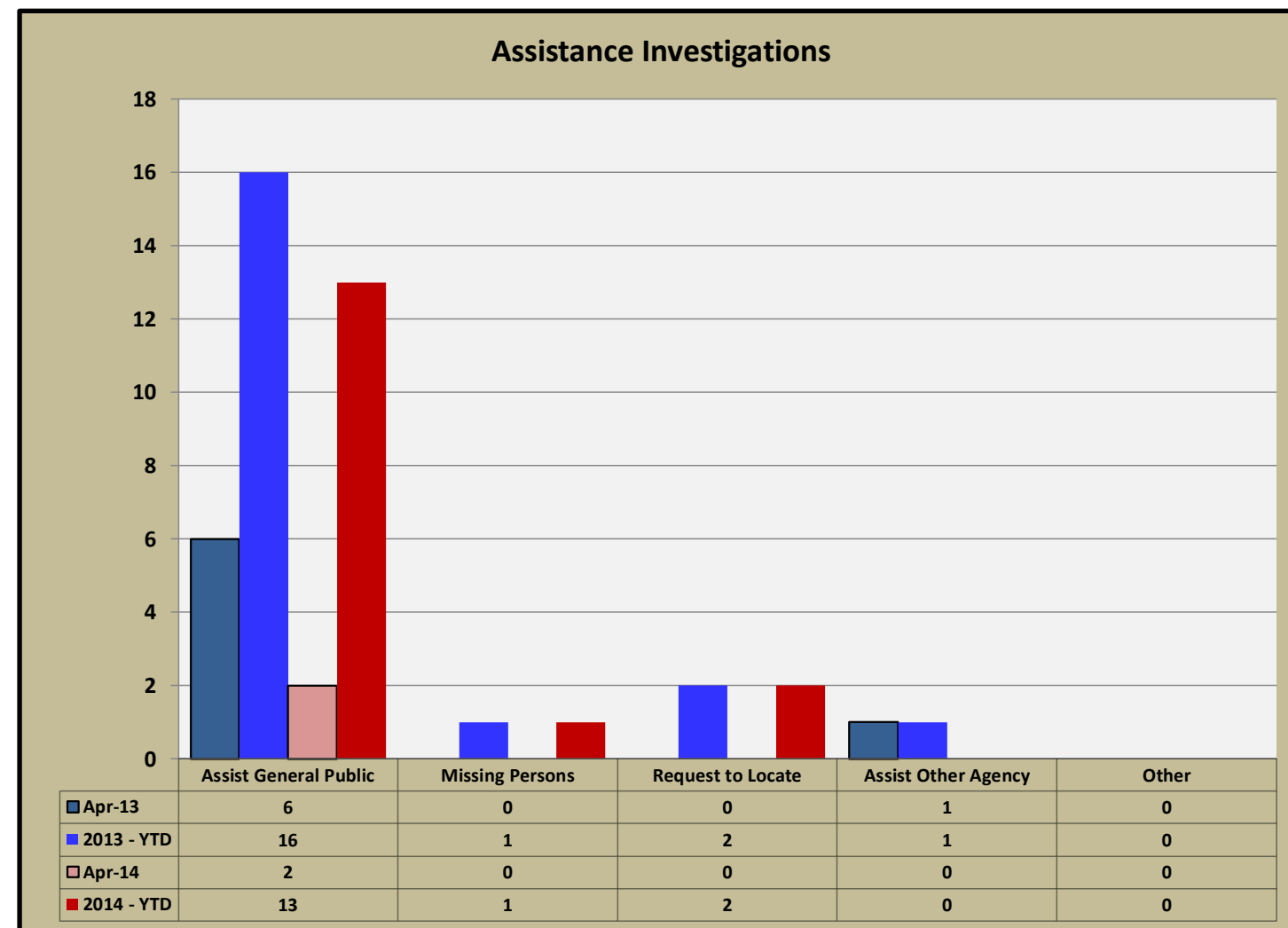
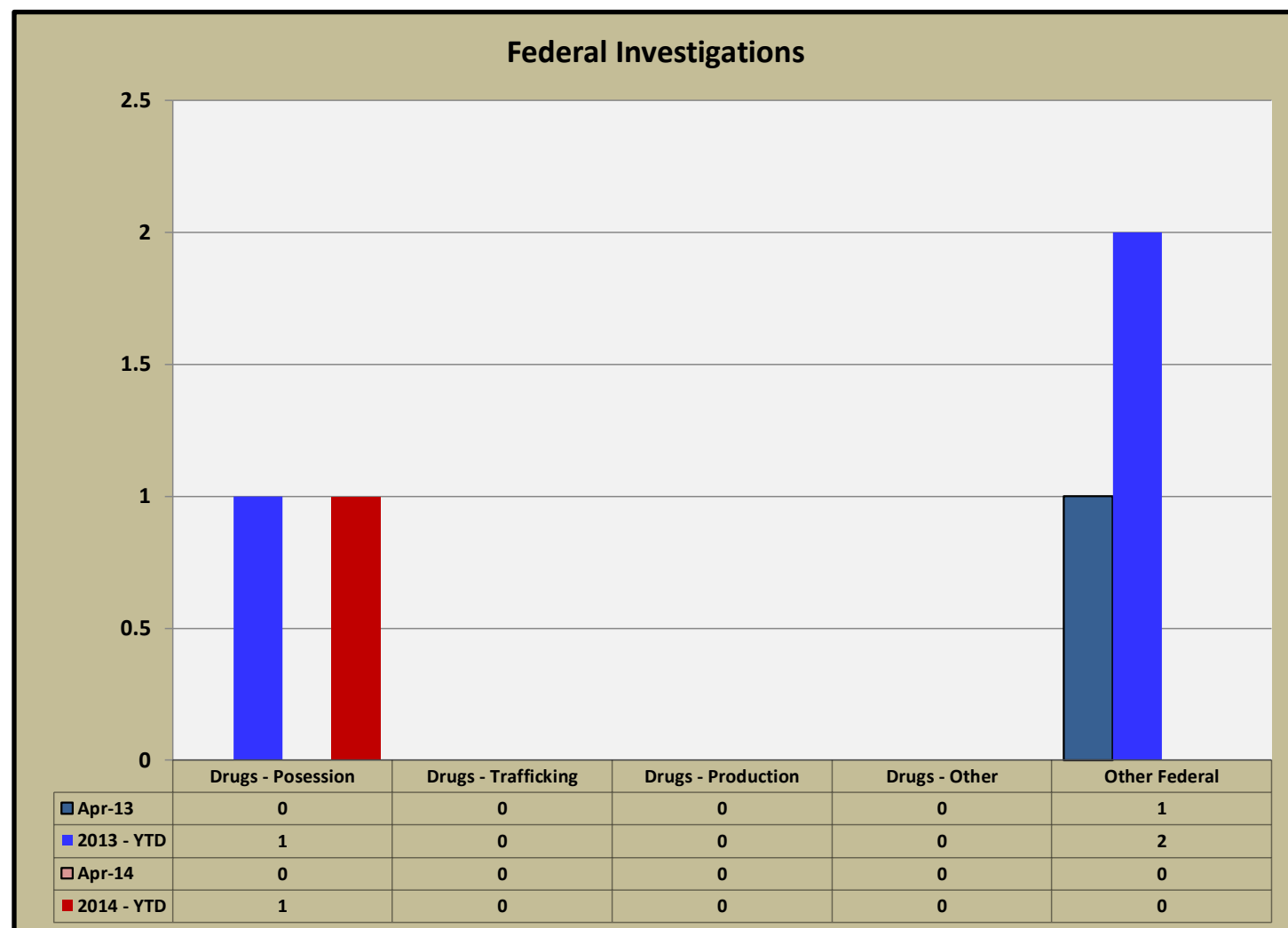
| Spousal Abuse - as defined by The Family Violence Report | Apr-13 | 2013 - YTD | Apr-14 | 2014 - YTD |
|--|--------|------------|--------|------------|
|  |        | 0          | 9      | 2          |



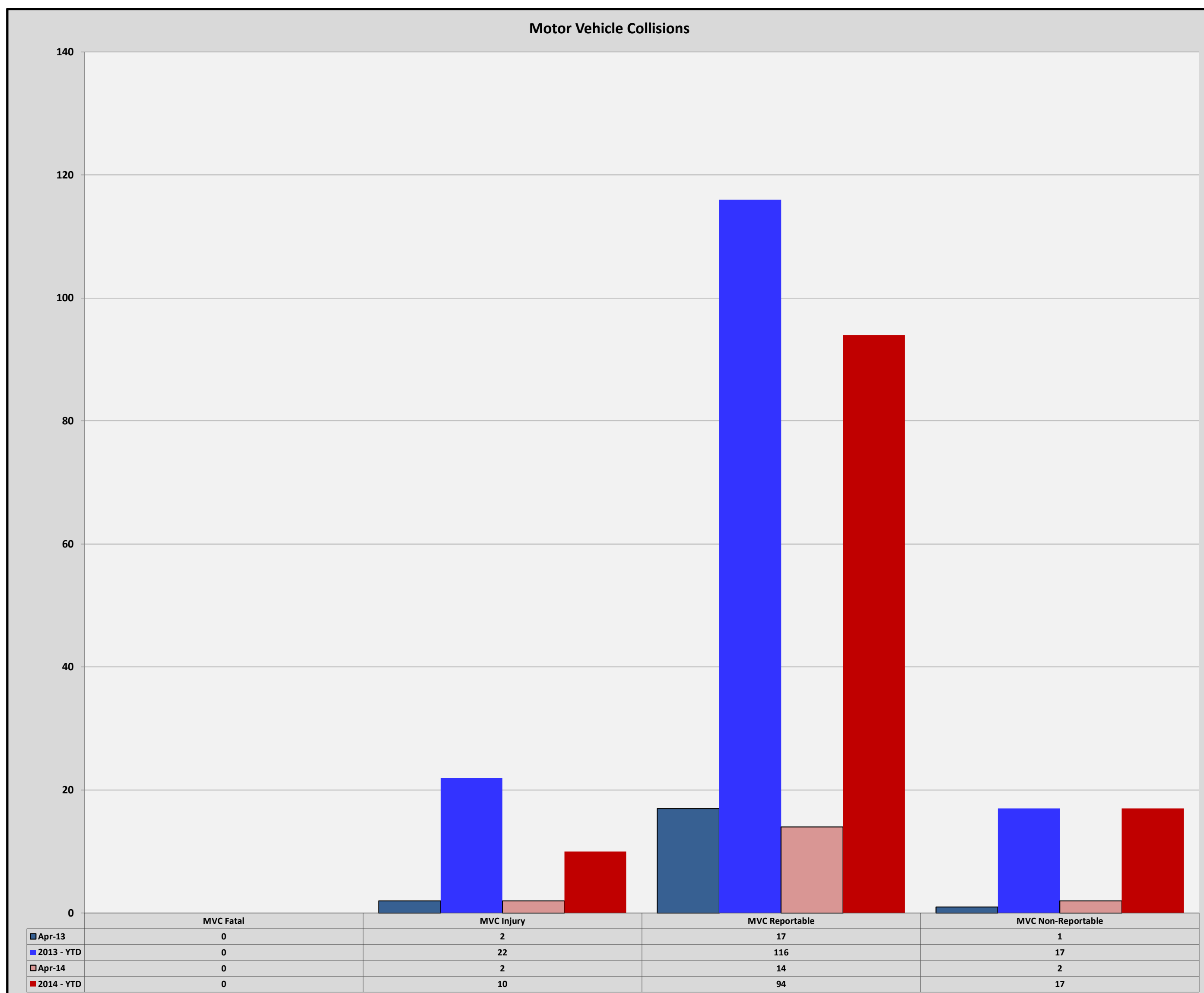
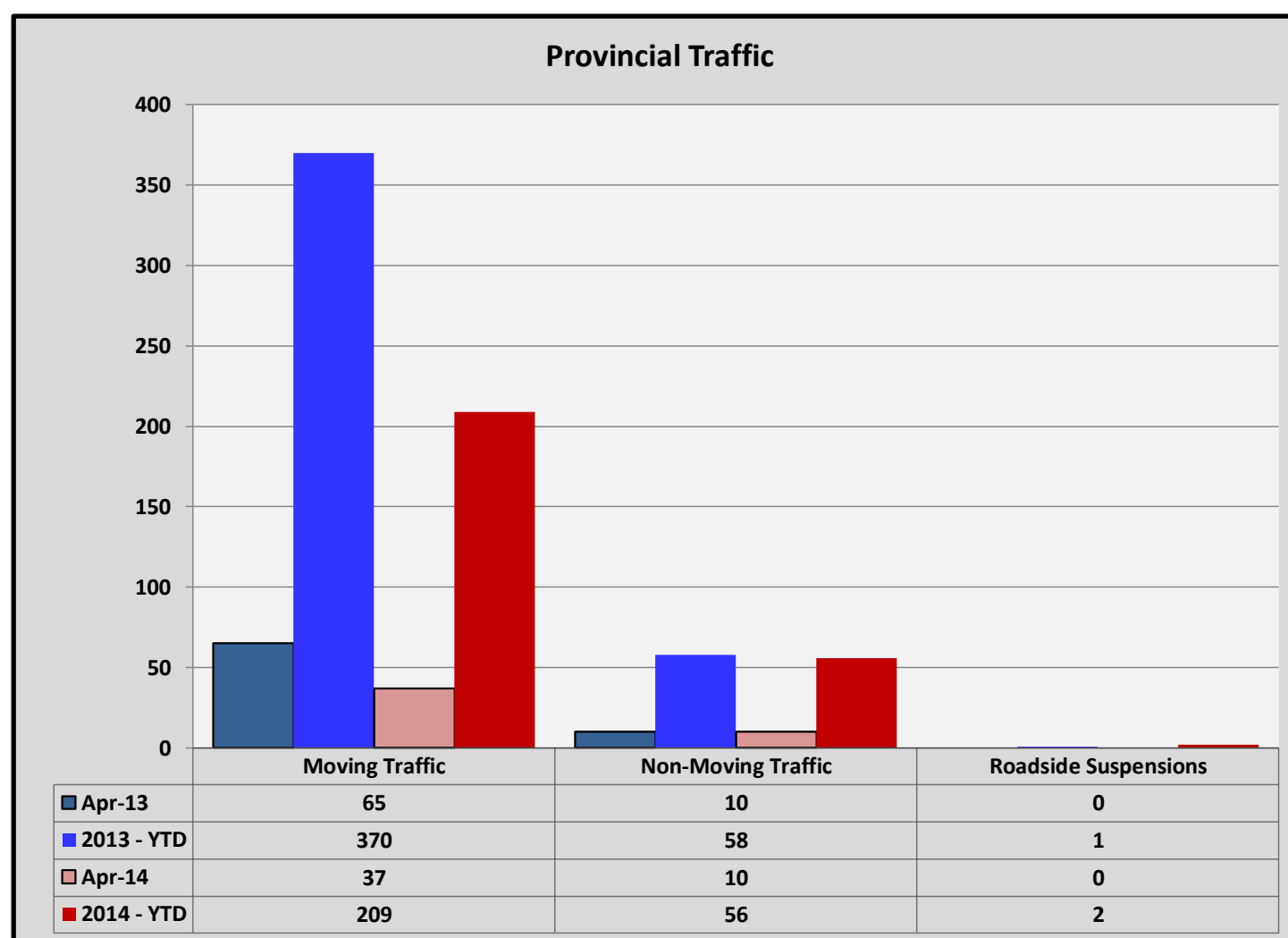
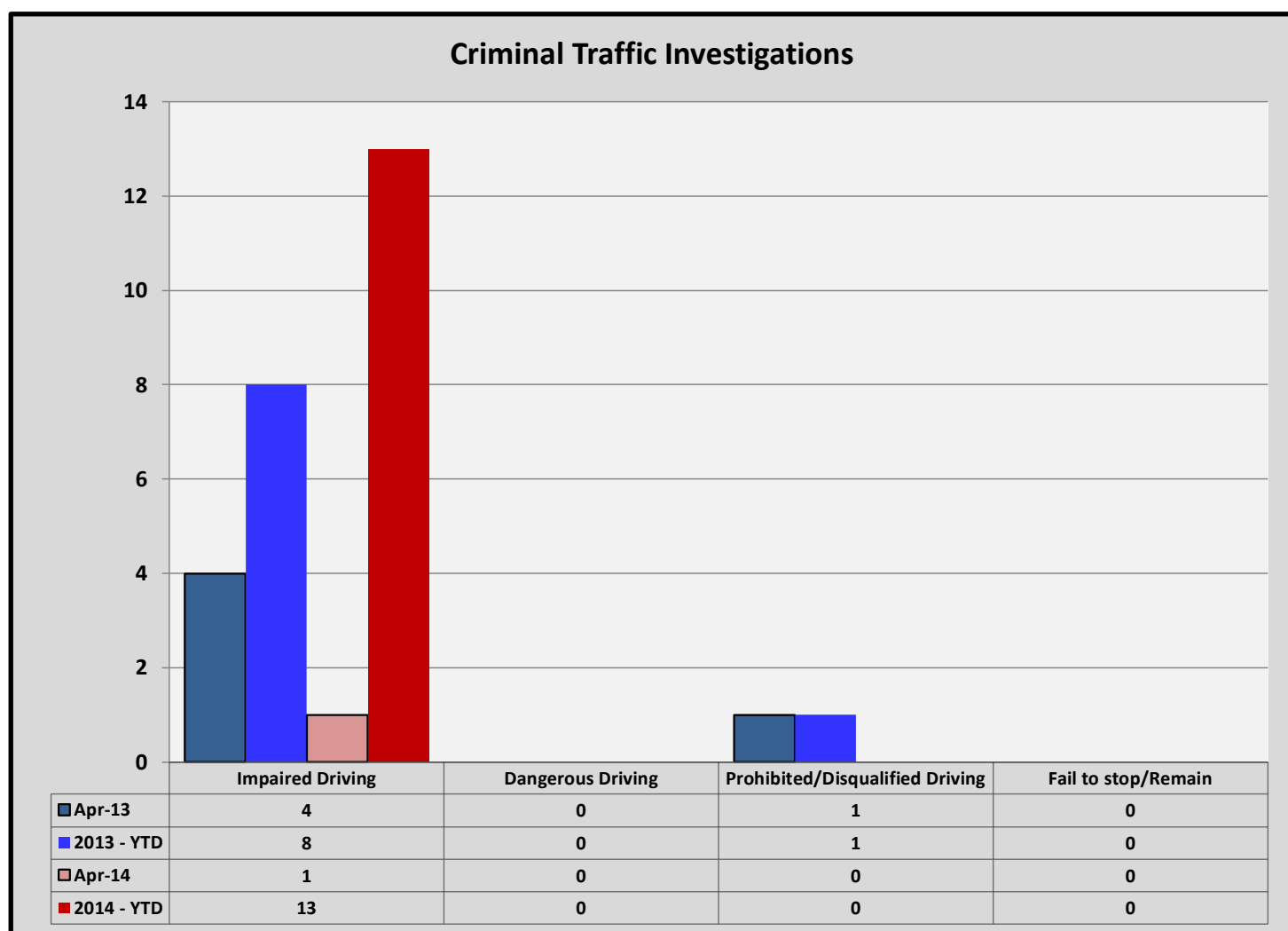
**Olds Provincial Detachment**  
**Statistical Comparison of APR and Year to Date**  
**Year 2013 - 2014**



\* This total also included in Theft Under \$5000.



Olds Provincial Detachment  
 Statistical Comparison of APR and Year to Date  
 Year 2013 - 2014



**Olds Provincial Detachment**  
**Statistical Comparison of APR and Year to Date**  
**Year 2013 - 2014**

