

**Olds Provincial Detachment
Statistical Comparison
January to April: 2011 - 2015**

Friday, May 01, 2015

| CATEGORY | Trend | 2011 | 2012 | 2013 | 2014 | 2015 |
|----------------------------------|-------|-----------|------------|------------|-----------|-----------|
| Offences Related to Death | | 0 | 0 | 0 | 0 | 0 |
| Robbery | | 0 | 0 | 0 | 2 | 0 |
| Sexual Assaults | | 0 | 3 | 2 | 1 | 0 |
| Other Sexual Offences | | 0 | 2 | 0 | 0 | 0 |
| Assault | | 9 | 13 | 14 | 12 | 11 |
| Kidnapping/Hostage/Abduction | | 0 | 0 | 0 | 0 | 0 |
| Extortion | | 0 | 0 | 0 | 0 | 1 |
| Criminal Harassment | | 1 | 6 | 0 | 2 | 1 |
| Uttering Threats | | 6 | 7 | 10 | 3 | 4 |
| Other Persons | | 0 | 0 | 0 | 0 | 0 |
| TOTAL PERSONS | | 16 | 31 | 26 | 20 | 17 |
| Break & Enter | | 6 | 7 | 15 | 7 | 13 |
| Theft of Motor Vehicle | | 2 | 5 | 6 | 5 | 0 |
| Theft Over | | 0 | 3 | 5 | 0 | 3 |
| Theft Under | | 15 | 11 | 11 | 7 | 10 |
| Possn Stn Goods | | 2 | 2 | 3 | 1 | 1 |
| Fraud | | 3 | 4 | 8 | 6 | 5 |
| Arson | | 0 | 1 | 1 | 0 | 1 |
| Mischief To Property | | 12 | 16 | 14 | 16 | 28 |
| TOTAL PROPERTY | | 40 | 49 | 63 | 42 | 61 |
| Offensive Weapons | | 2 | 5 | 4 | 3 | 0 |
| Disturbing the peace | | 1 | 0 | 1 | 2 | 2 |
| OTHER CRIMINAL CODE | | 14 | 22 | 14 | 11 | 7 |
| TOTAL OTHER CRIMINAL CODE | | 16 | 27 | 18 | 14 | 7 |
| TOTAL CRIMINAL CODE | | 72 | 107 | 107 | 76 | 85 |

**Olds Provincial Detachment
Statistical Comparison
January to April: 2011 - 2015**

| CATEGORY | Trend | 2011 | 2012 | 2013 | 2014 | 2015 |
|--------------------------------------|-------|------------|------------|------------|------------|------------|
| Drug Enforcement - Production | | 0 | 0 | 0 | 0 | 1 |
| Drug Enforcement - Possession | | 8 | 6 | 1 | 1 | 3 |
| Drug Enforcement - Trafficking | | 1 | 0 | 0 | 1 | 1 |
| Drug Enforcement - Other | | 0 | 0 | 0 | 0 | 0 |
| Total Drugs | | 9 | 6 | 1 | 2 | 5 |
| Federal - General | | 0 | 1 | 2 | 0 | 2 |
| TOTAL FEDERAL | | 9 | 7 | 3 | 2 | 7 |
| Liquor Act | | 7 | 4 | 7 | 7 | 7 |
| Other Provincial Stats | | 8 | 11 | 12 | 18 | 16 |
| Total Provincial Stats | | 15 | 15 | 19 | 25 | 23 |
| Municipal By-laws Traffic | | 1 | 0 | 0 | 0 | 0 |
| Municipal By-laws | | 2 | 1 | 2 | 0 | 9 |
| Total Municipal | | 3 | 1 | 2 | 0 | 9 |
| Fatals | | 0 | 0 | 0 | 0 | 0 |
| Injury MVC | | 13 | 8 | 22 | 10 | 9 |
| Property Damage MVC (Reportable) | | 117 | 99 | 116 | 120 | 90 |
| Property Damage MVC (Non Reportable) | | 26 | 16 | 17 | 22 | 6 |
| TOTAL MVC | | 156 | 123 | 155 | 152 | 105 |
| Provincial Traffic | | 299 | 300 | 427 | 435 | 209 |
| Other Traffic | | 6 | 6 | 2 | 2 | 5 |
| Criminal Code Traffic | | 14 | 19 | 9 | 16 | 13 |
| Common Police Activities | | | | | | |
| False Alarms | | 10 | 8 | 24 | 13 | 17 |
| False/Abandoned 911 Call | | 14 | 7 | 8 | 4 | 0 |
| Suspicious Person/Vehicle/Property | | 10 | 19 | 23 | 17 | 28 |
| Persons Reported Missing | | 2 | 3 | 1 | 2 | 2 |
| Spousal Abuse - Survey Code | | N/A | 14 | 9 | 11 | 9 |

**Olds Provincial Detachment
Statistical Comparison
April: 2011 - 2015**

Friday, May 01, 2015

| CATEGORY | Trend | 2011 | 2012 | 2013 | 2014 | 2015 |
|----------------------------------|-------|-----------|-----------|-----------|-----------|-----------|
| Offences Related to Death | | 0 | 0 | 0 | 0 | 0 |
| Robbery | | 0 | 0 | 0 | 0 | 0 |
| Sexual Assaults | | 0 | 0 | 2 | 0 | 0 |
| Other Sexual Offences | | 0 | 2 | 0 | 0 | 0 |
| Assault | | 2 | 2 | 0 | 4 | 1 |
| Kidnapping/Hostage/Abduction | | 0 | 0 | 0 | 0 | 0 |
| Extortion | | 0 | 0 | 0 | 0 | 0 |
| Criminal Harassment | | 1 | 2 | 0 | 0 | 0 |
| Uttering Threats | | 2 | 3 | 0 | 0 | 1 |
| Other Persons | | 0 | 0 | 0 | 0 | 0 |
| TOTAL PERSONS | | 5 | 9 | 2 | 4 | 2 |
| Break & Enter | | 2 | 2 | 1 | 1 | 3 |
| Theft of Motor Vehicle | | 0 | 2 | 1 | 3 | 0 |
| Theft Over | | 0 | 1 | 2 | 0 | 0 |
| Theft Under | | 2 | 2 | 4 | 4 | 2 |
| Possn Stn Goods | | 1 | 2 | 1 | 0 | 0 |
| Fraud | | 2 | 2 | 4 | 1 | 1 |
| Arson | | 0 | 0 | 1 | 0 | 0 |
| Mischief To Property | | 6 | 8 | 1 | 4 | 8 |
| TOTAL PROPERTY | | 13 | 19 | 15 | 13 | 14 |
| Offensive Weapons | | 1 | 1 | 0 | 1 | 0 |
| Disturbing the peace | | 0 | 0 | 0 | 0 | 1 |
| OTHER CRIMINAL CODE | | 5 | 5 | 2 | 2 | 1 |
| TOTAL OTHER CRIMINAL CODE | | 6 | 6 | 2 | 3 | 1 |
| TOTAL CRIMINAL CODE | | 24 | 34 | 19 | 20 | 17 |

**Olds Provincial Detachment
Statistical Comparison
April: 2011 - 2015**

| CATEGORY | Trend | 2011 | 2012 | 2013 | 2014 | 2015 |
|--------------------------------------|-------|-----------|-----------|-----------|------------|-----------|
| Drug Enforcement - Production | | 0 | 0 | 0 | 0 | 0 |
| Drug Enforcement - Possession | | 3 | 3 | 0 | 0 | 2 |
| Drug Enforcement - Trafficking | | 0 | 0 | 0 | 0 | 0 |
| Drug Enforcement - Other | | 0 | 0 | 0 | 0 | 0 |
| Total Drugs | | 3 | 3 | 0 | 0 | 2 |
| Federal - General | | 0 | 0 | 1 | 0 | 1 |
| TOTAL FEDERAL | | 3 | 3 | 1 | 0 | 3 |
| Liquor Act | | 5 | 1 | 4 | 1 | 1 |
| Other Provincial Stats | | 3 | 3 | 2 | 8 | 0 |
| Total Provincial Stats | | 8 | 4 | 6 | 9 | 1 |
| Municipal By-laws Traffic | | 0 | 0 | 0 | 0 | 0 |
| Municipal By-laws | | 0 | 0 | 0 | 0 | 3 |
| Total Municipal | | 0 | 0 | 0 | 0 | 3 |
| Fatals | | 0 | 0 | 0 | 0 | 0 |
| Injury MCS | | 0 | 3 | 2 | 2 | 2 |
| Property Damage MVC (Reportable) | | 19 | 28 | 17 | 15 | 7 |
| Property Damage MVC (Non Reportable) | | 3 | 3 | 1 | 2 | 0 |
| TOTAL MVC | | 22 | 34 | 20 | 19 | 9 |
| Provincial Traffic | | 76 | 96 | 75 | 119 | 50 |
| Other Traffic | | 1 | 5 | 0 | 0 | 4 |
| Criminal Code Traffic | | 7 | 11 | 5 | 5 | 3 |
| Common Police Activities | | | | | | |
| False Alarms | | 1 | 1 | 6 | 5 | 3 |
| False/Abandoned 911 Call | | 6 | 2 | 3 | 2 | 0 |
| Suspicious Person/Vehicle/Property | | 3 | 9 | 7 | 7 | 9 |
| Persons Reported Missing | | 0 | 1 | 0 | 0 | 0 |
| Spousal Abuse - Survey Code | | N/A | 3 | 0 | 3 | 1 |

Olds Provincial Detachment 5 Year Traffic Summary - January to April

| January to April | Trend | 2011 | 2012 | 2013 | 2014 | 2015 |
|---------------------------------------|-------|------|------|------|------|------|
| Fatals | | 0 | 0 | 0 | 0 | 0 |
| Injury MVAS | | 13 | 8 | 22 | 10 | 9 |
| Property Damage MVAS (Reportable) | | 117 | 99 | 116 | 120 | 90 |
| Property Damage MVAS (Non Reportable) | | 26 | 16 | 17 | 22 | 6 |
| Total MVC | | 156 | 123 | 155 | 152 | 105 |

| January to April | Trend | 2011 | 2012 | 2013 | 2014 | 2015 |
|--|-------|------|------|------|------|------|
| Impaired Operation* | | 8 | 10 | 4 | 7 | 3 |
| Roadside Suspensions - alcohol related - No charge** | | 5 | 6 | 2 | 2 | 5 |
| Occupant Restraint/Seatbelt Violations** | | 1 | 1 | 3 | 1 | 4 |
| Speeding Violations** | | 72 | 75 | 122 | 73 | 21 |
| Intersection Related Violations** | | 3 | 4 | 4 | 26 | 6 |
| Driving without Due Care or Attention* | | 7 | 5 | 2 | 4 | 2 |
| Other Moving Traffic* | | 124 | 101 | 107 | 76 | 28 |
| Other Non-Moving Violation** | | 54 | 51 | 60 | 106 | 37 |
| Other CC Traffic*** | | 2 | 5 | 1 | 2 | 2 |

*include "Cleared by Charge" and "Cleared Other" **"Actual" ***"Reported"

Olds Provincial Detachment 5 Year Traffic Summary - Month of April

| April | Trend | 2011 | 2012 | 2013 | 2014 | 2015 |
|---------------------------------------|-------|------|------|------|------|------|
| Fatals | | 0 | 0 | 0 | 0 | 0 |
| Injury MVAS | | 0 | 3 | 2 | 2 | 2 |
| Property Damage MVAS (Reportable) | | 19 | 28 | 17 | 15 | 7 |
| Property Damage MVAS (Non Reportable) | | 3 | 3 | 1 | 2 | 0 |
| Total MVC | | 22 | 34 | 20 | 19 | 9 |

| April | Trend | 2011 | 2012 | 2013 | 2014 | 2015 |
|--|-------|------|------|------|------|------|
| Impaired Operation* | | 1 | 5 | 2 | 3 | 0 |
| Roadside Suspensions - alcohol related - No charge** | | 1 | 5 | 0 | 0 | 4 |
| Occupant Restraint/Seatbelt Violations** | | 0 | 1 | 0 | 1 | 0 |
| Speeding Violations** | | 28 | 22 | 17 | 45 | 5 |
| Intersection Related Violations** | | 0 | 1 | 0 | 6 | 1 |
| Driving without Due Care or Attention* | | 2 | 1 | 0 | 1 | 1 |
| Other Moving Traffic* | | 24 | 30 | 22 | 13 | 7 |
| Other Non-Moving Violation** | | 10 | 18 | 10 | 21 | 9 |
| Other CC Traffic*** | | 2 | 3 | 1 | 2 | 0 |

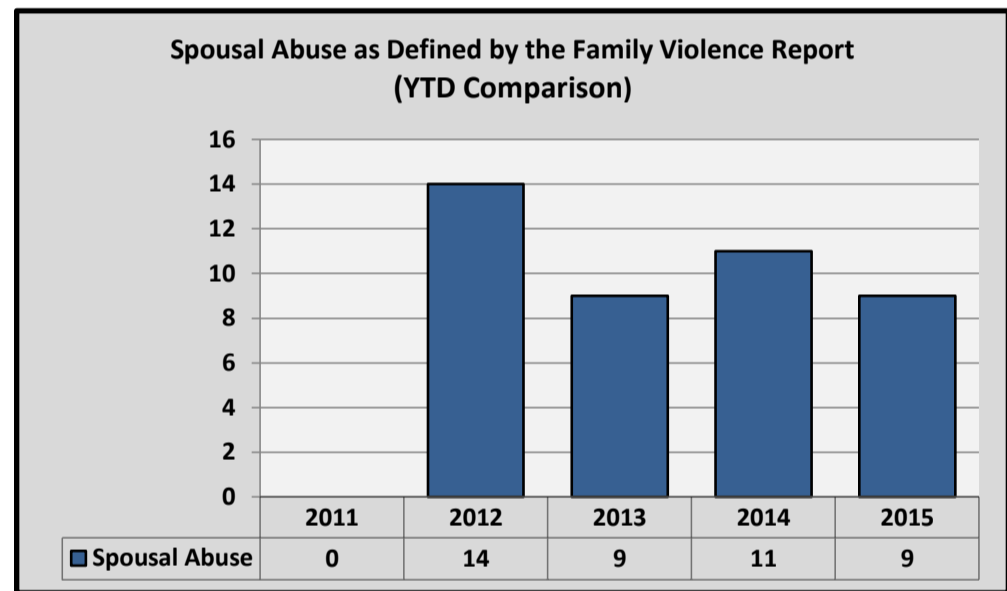
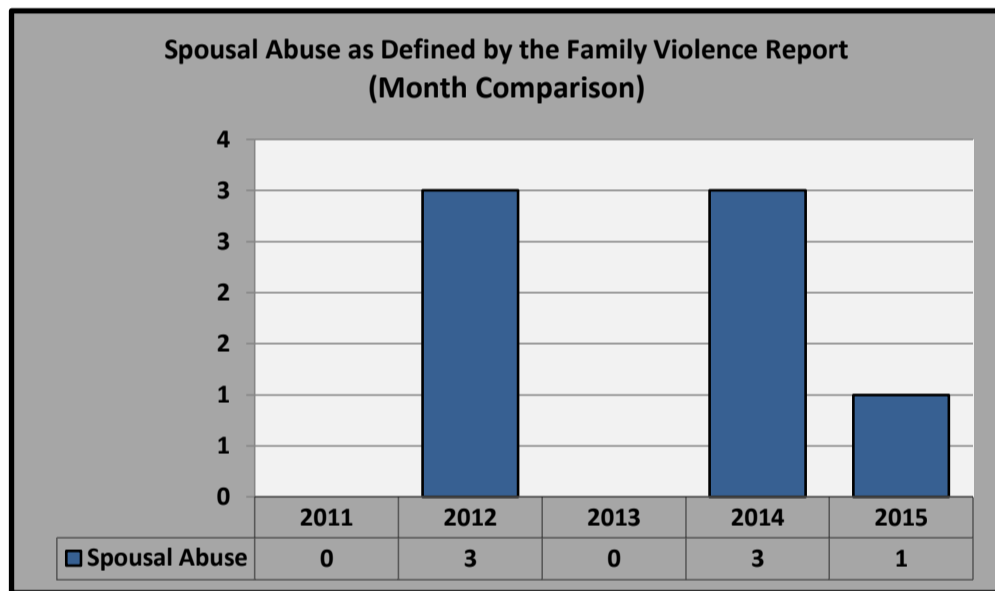
*include "Cleared by Charge" and "Cleared Other" **"Actual" ***"Reported"

**Olds Provincial Detachment
Statistical Comparison
January to April: 2011 - 2015**

| Domestic Violence Crime Data | April, 2015 | | | January - April, 2015 | | |
|--|-------------|-----------|--------|-----------------------|-----------|--------|
| | Reported | Unfounded | Actual | Reported | Unfounded | Actual |
| Spousal Abuse - Party Charged (M or F) | 1 | 0 | 1 | 4 | 0 | 4 |
| Spousal Abuse - No Charges | 1 | 1 | 0 | 5 | 2 | 3 |
| Spousal Abuse - as defined by FVR | 2 | 1 | 1 | 11 | 2 | 9 |
| EPO - Requested | | | 0 | | | 0 |
| EPO - Issued | | | 0 | | | 0 |
| EPO - Denied | | | 0 | | | 0 |

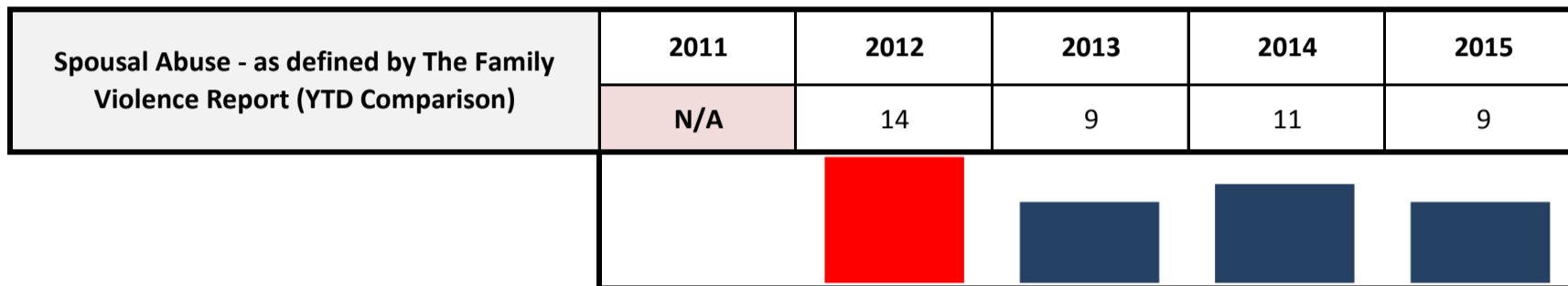
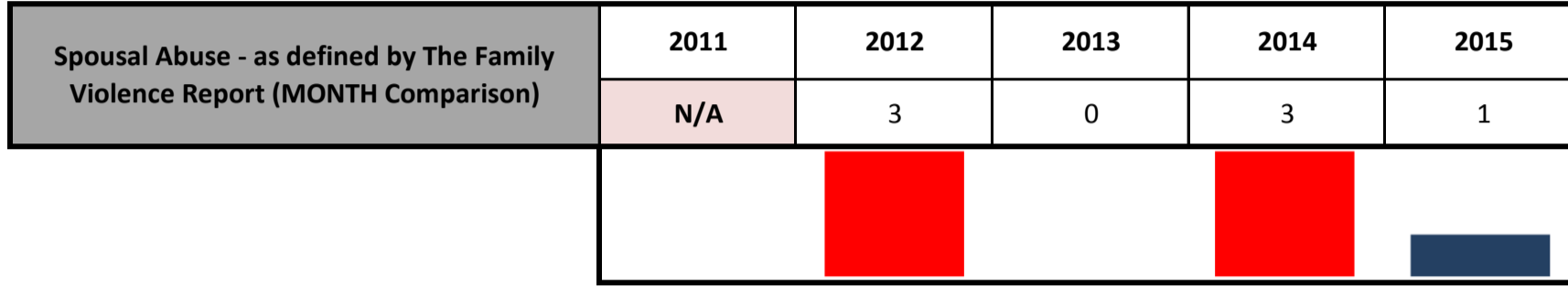
| Spousal Abuse - as defined by The Family Violence Report (MONTH Comparison) | 2011 | 2012 | 2013 | 2014 | 2015 | % Change 2011-2015 |
|---|------|------|------|------|------|--------------------|
| | | N/A | 3 | 0 | 3 | 1 |

| Spousal Abuse - as defined by The Family Violence Report (YTD Comparison) | 2011 | 2012 | 2013 | 2014 | 2015 | % Change 2011-2015 |
|---|------|------|------|------|------|--------------------|
| | | N/A | 14 | 9 | 11 | 9 |



**Olds Provincial Detachment
Statistical Comparison
January to April: 2011 - 2015**

| Domestic Violence Crime Data PROS Category | April, 2015 | | | January - April, 2015 | | |
|---|-------------|-----------|--------|-----------------------|-----------|--------|
| | Reported | Unfounded | Actual | Reported | Unfounded | Actual |
| Spousal Abuse - Party Charged (M or F) | 1 | 0 | 1 | 4 | 0 | 4 |
| Spousal Abuse - No Charges | 1 | 1 | 0 | 5 | 2 | 3 |
| Spousal Abuse - as defined by FVR | 2 | 1 | 1 | 11 | 2 | 9 |



| Spousal Abuse (Month) | |
|-----------------------|----------|
| Year | % Change |
| 2011-2012 | N/A |
| 2012-2013 | -100% |
| 2013-2014 | 300% |
| 2014-2015 | -67% |

| Spousal Abuse (YTD) | |
|---------------------|----------|
| Year | % Change |
| 2011-2012 | N/A |
| 2012-2013 | -36% |
| 2013-2014 | 22% |
| 2014-2015 | -18% |

