

Olds Municipal Detachment
Statistical Comparison of AUG and Year to Date
Year 2012 - 2013

Thursday, September 12, 2013

CATEGORY	2012		2013		% Change	
	Aug/12	YTD	Aug/13	YTD	AUG	YTD
1 Homicide	0	0	0	0	0.0%	0.0%
2 Offences Related to Death	0	0	0	0	0.0%	0.0%
3 Robbery	0	1	1	4	100.0%	300.0%
4 Sexual Assaults	0	4	0	1	0.0%	-75.0%
5 Other Sexual Offences	0	1	0	0	0.0%	-100.0%
6 Assault	9	86	8	82	-11.1%	-4.7%
7 Kidnapping/Hostage/Abduction	0	2	0	1	0.0%	-50.0%
8 Extortion	0	0	0	0	0.0%	0.0%
9 Criminal Harassment	1	22	1	14	0.0%	-36.4%
10 Uttering Threats	9	41	9	28	0.0%	-31.7%
11 Other Persons	1	2	0	0	-100.0%	-100.0%
TOTAL PERSONS	20	159	19	130	-5.0%	-18.2%
12 Break & Enter	8	31	12	63	50.0%	103.2%
13 Theft of Motor Vehicle	3	21	2	20	-33.3%	-4.8%
14 Theft Over	0	8	3	9	300.0%	12.5%
15 Theft Under	23	132	16	148	-30.4%	12.1%
16 Possn Stn Goods	0	6	1	11	100.0%	83.3%
17 Fraud	6	26	3	38	-50.0%	46.2%
18 Arson	0	2	1	3	100.0%	50.0%
19 Mischief To Property	25	129	25	146	0.0%	13.2%
TOTAL PROPERTY	65	355	63	438	-3.1%	23.4%
20 Offensive Weapons	1	11	2	6	100.0%	-45.5%
21 Disturbing the peace	15	66	13	80	-13.3%	21.2%
OTHER CRIMINAL CODE	11	82	8	62	-27.3%	-24.4%
TOTAL OTHER CRIMINAL CODE	27	160	23	148	-14.8%	-7.5%
TOTAL CRIMINAL CODE	112	674	105	716	-6.3%	6.2%
23 Drug Enforcement - Production	0	0	0	0	0.0%	0.0%
24 Drug Enforcement - Possession	3	43	8	36	166.7%	-16.3%
25 Drug Enforcement - Trafficking	0	11	0	6	0.0%	-45.5%
26 Drug Enforcement - Other	0	0	1	1	100.0%	100.0%
Total Drugs	3	54	9	43	200.0%	-20.4%
27 Federal - General	1	3	0	5	-100.0%	66.7%
TOTAL FEDERAL	4	57	9	48	125.0%	-15.8%
28 Liquor Act	9	67	7	63	-22.2%	-6.0%
29 Other Provincial Stats	8	67	14	82	75.0%	22.4%
Total Provincial Stats	17	134	21	145	23.5%	8.2%
30 Municipal By-laws Traffic	3	20	2	56	-33.3%	180.0%
31 Municipal By-laws	21	131	26	158	23.8%	20.6%
Total Municipal	24	151	28	214	16.7%	41.7%
32 Fataals	0	0	0	0	0.0%	0.0%
33 Injury MVAS	1	13	6	21	500.0%	61.5%
34 Property Damage MVAS (Reportable)	16	162	14	147	-12.5%	-9.3%
35 Property Damage MVAS (Non Reportable)	5	32	2	25	-60.0%	-21.9%
TOTAL MVAS	22	207	22	193	0.0%	-6.8%
36 Provincial Traffic	43	527	227	1526	427.9%	189.6%
37 Other Traffic	2	26	2	13	0.0%	-50.0%
38 Criminal Code Traffic	12	91	11	49	-8.3%	-46.2%
Common Police Activities	A	B	C	D	E	F
39 False Alarms	35	195	14	139	-60.0%	-28.7%
40 False/Abandoned 911 Call	9	61	17	94	88.9%	54.1%
41 Prisoners Held	24	133	13	107	-45.8%	-19.5%
42 Written Traffic Warnings	0	5	0	2	0.0%	-60.0%
43 Index Checks	41	317	50	391	22.0%	23.3%
44 Fingerprints taken for Public	0	0	0	0	0.0%	0.0%
45 Persons Reported Missing	3	19	0	7	-100.0%	-63.2%
46 Request to Locate	2	14	1	22	-50.0%	57.1%
47 Abandoned Vehicles	1	15	4	31	300.0%	106.7%
48 VSU Accepted	6	39	1	23	-83.3%	-41.0%
49 VSU Declined	16	135	25	194	56.3%	43.7%
50 VSU Requested but not Avail.	0	0	0	0	0.0%	0.0%
51 VSU Proactive Referral	2	2	2	5	0.0%	150.0%

**Olds Municipal Detachment
Statistical Comparison of AUG and Year to Date
Year 2012 - 2013**

AUG Criminal Code Summary

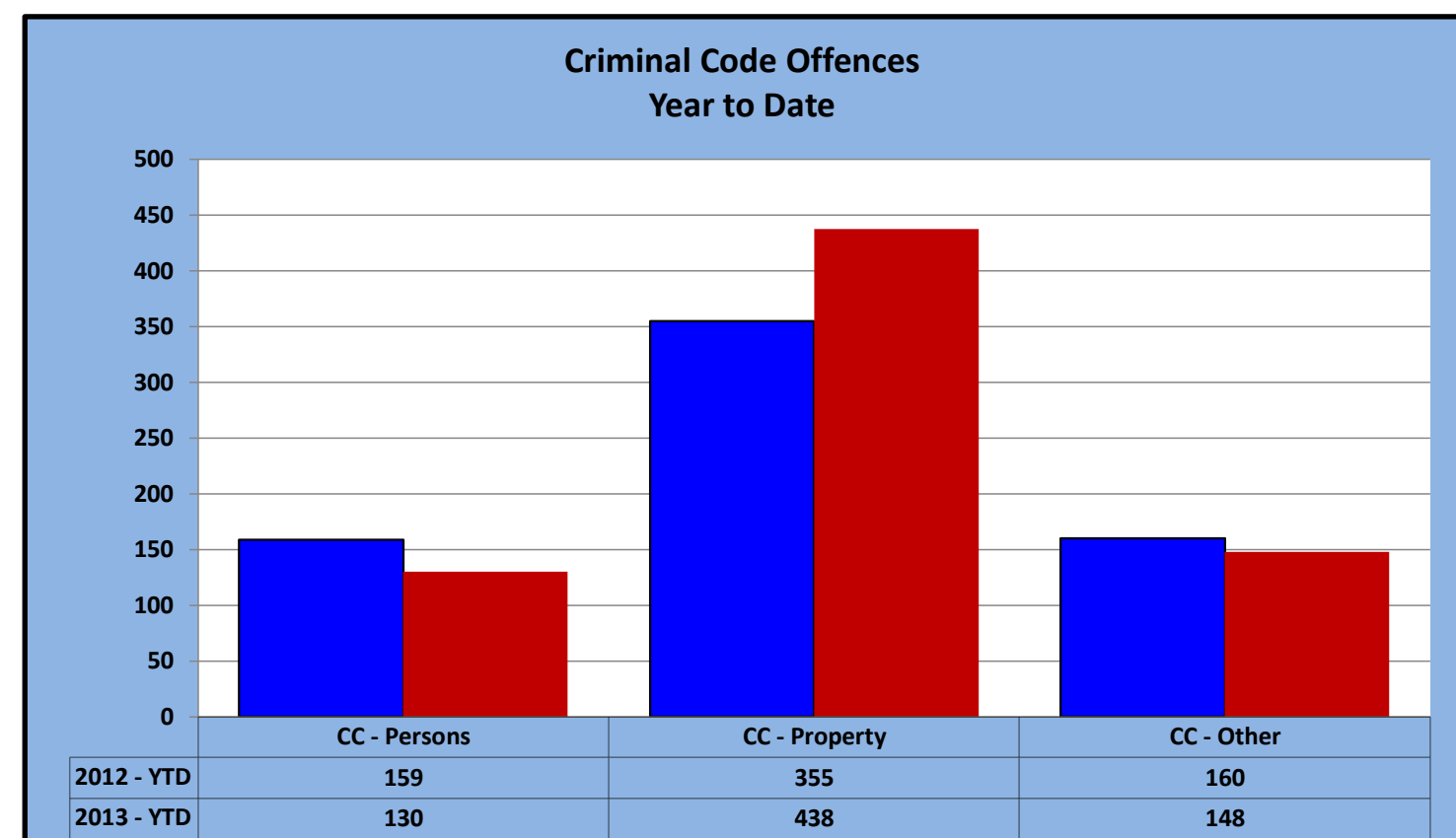
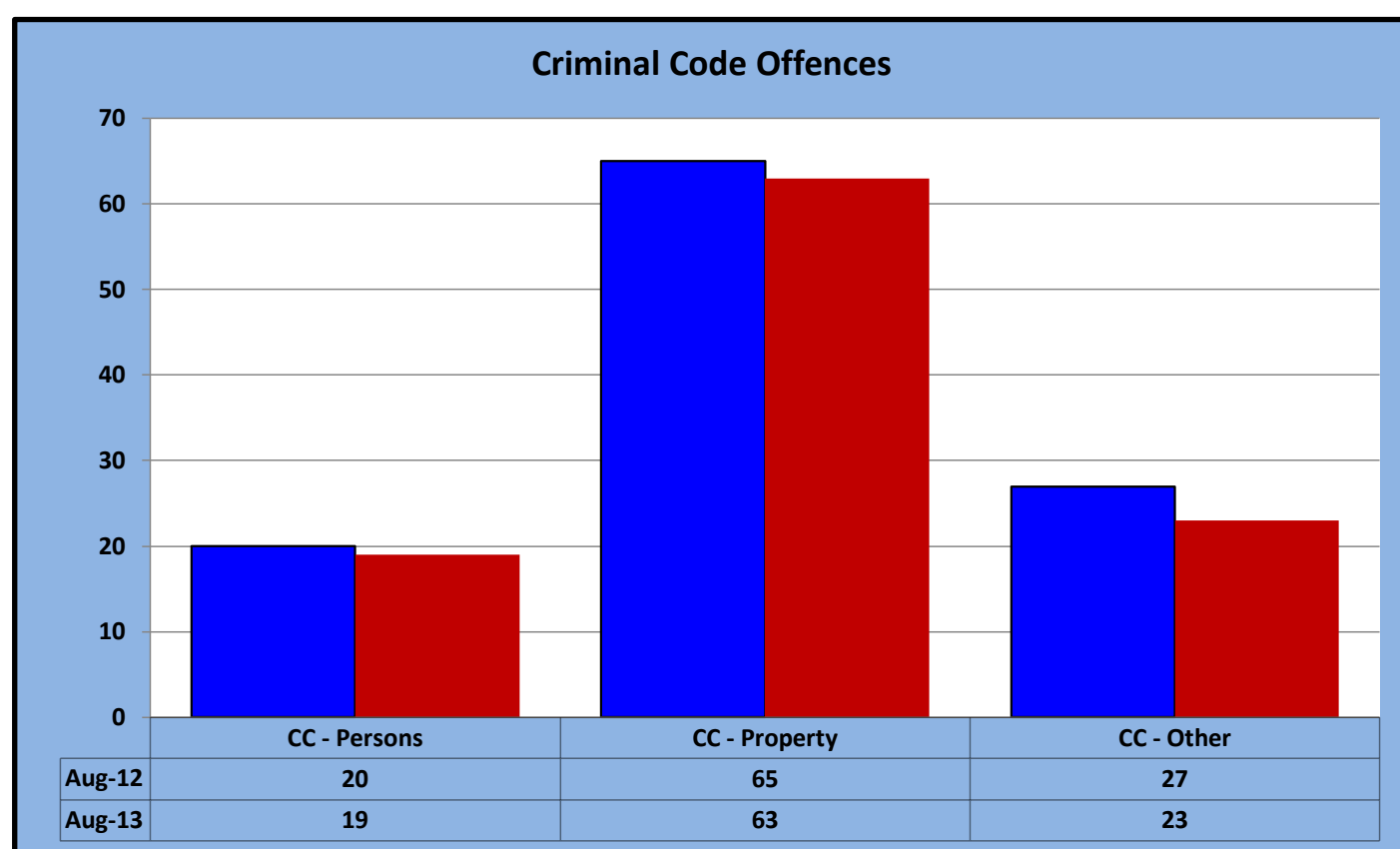
CATEGORY TOTALS	Aug-12	Aug-13	% Change
CC - Persons	20	19	-5.0%
CC - Property	65	63	-3.1%
CC - Other	27	23	-14.8%
TOTAL CRIMINAL CODE	112	105	-6.3%

CLEARANCE RATES	Aug-12	Aug-13
CC - Persons	95%	68%
CC - Property	20%	22%
CC - Other	85%	48%
TOTAL CRIMINAL CODE	49%	36%

YTD Criminal Code Summary

CATEGORY TOTALS	2012 - YTD	2013 - YTD	% Change
CC - Persons	159	130	-18.2%
CC - Property	355	438	23.4%
CC - Other	160	148	-7.5%
TOTAL CRIMINAL CODE	674	716	6.2%

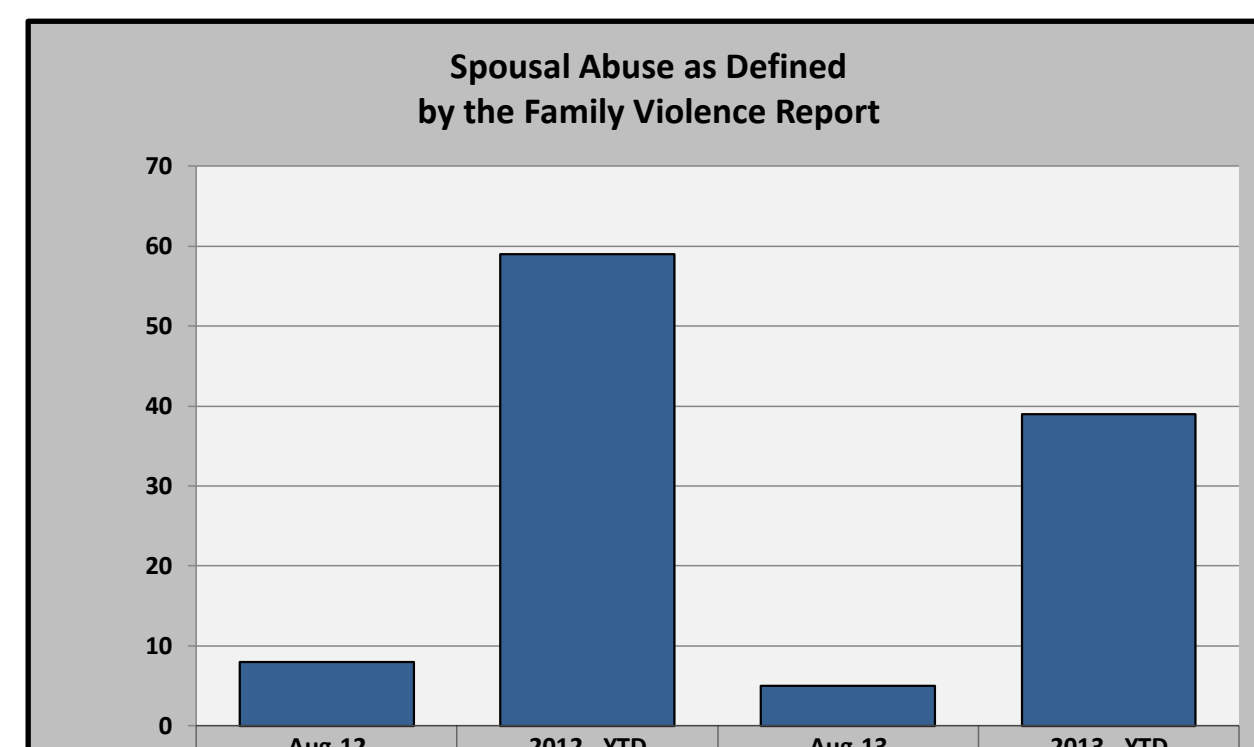
CLEARANCE RATES	2012 - YTD	2013 - YTD
CC - Persons	88%	88%
CC - Property	26%	23%
CC - Other	72%	81%
TOTAL CRIMINAL CODE	51%	47%



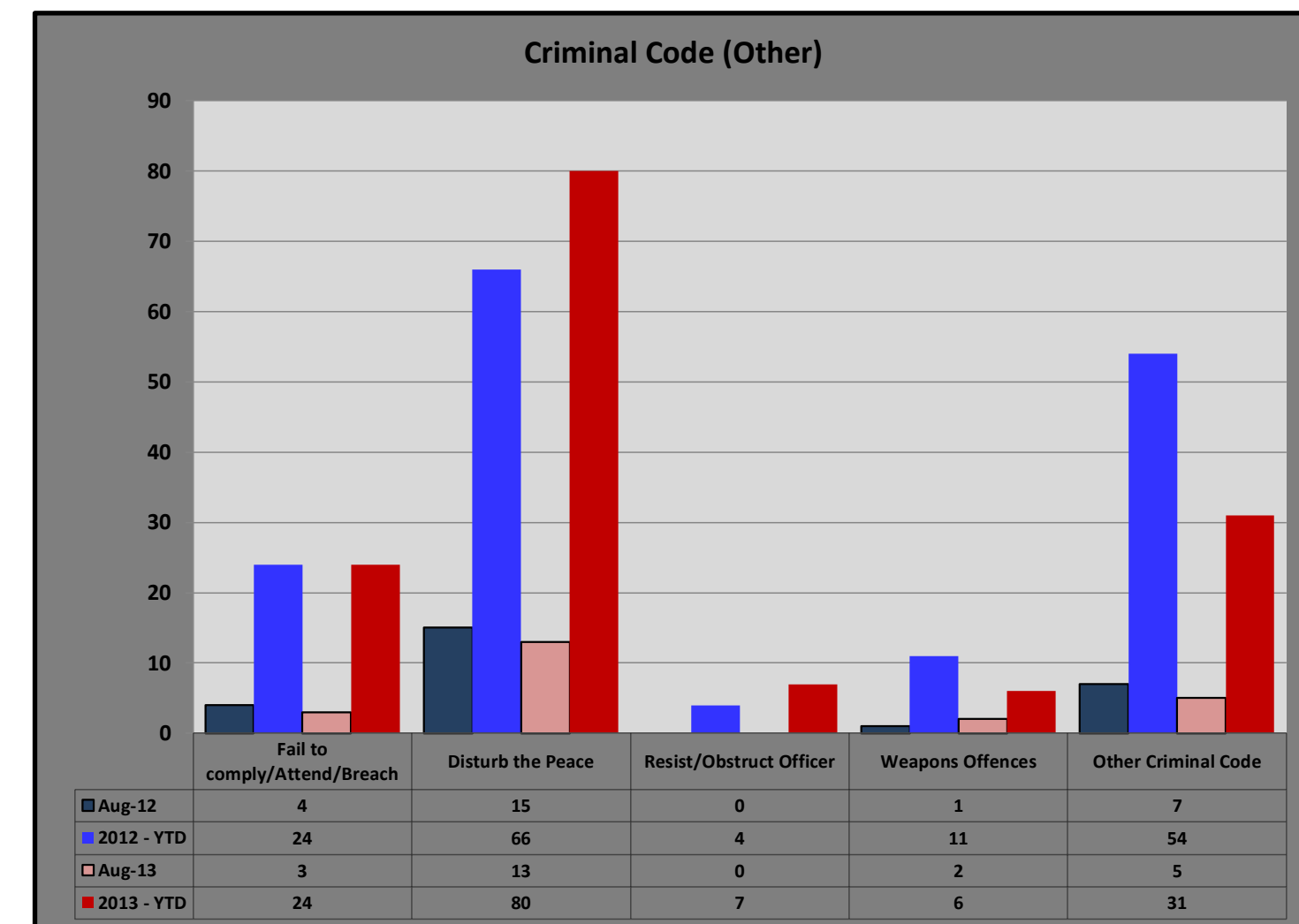
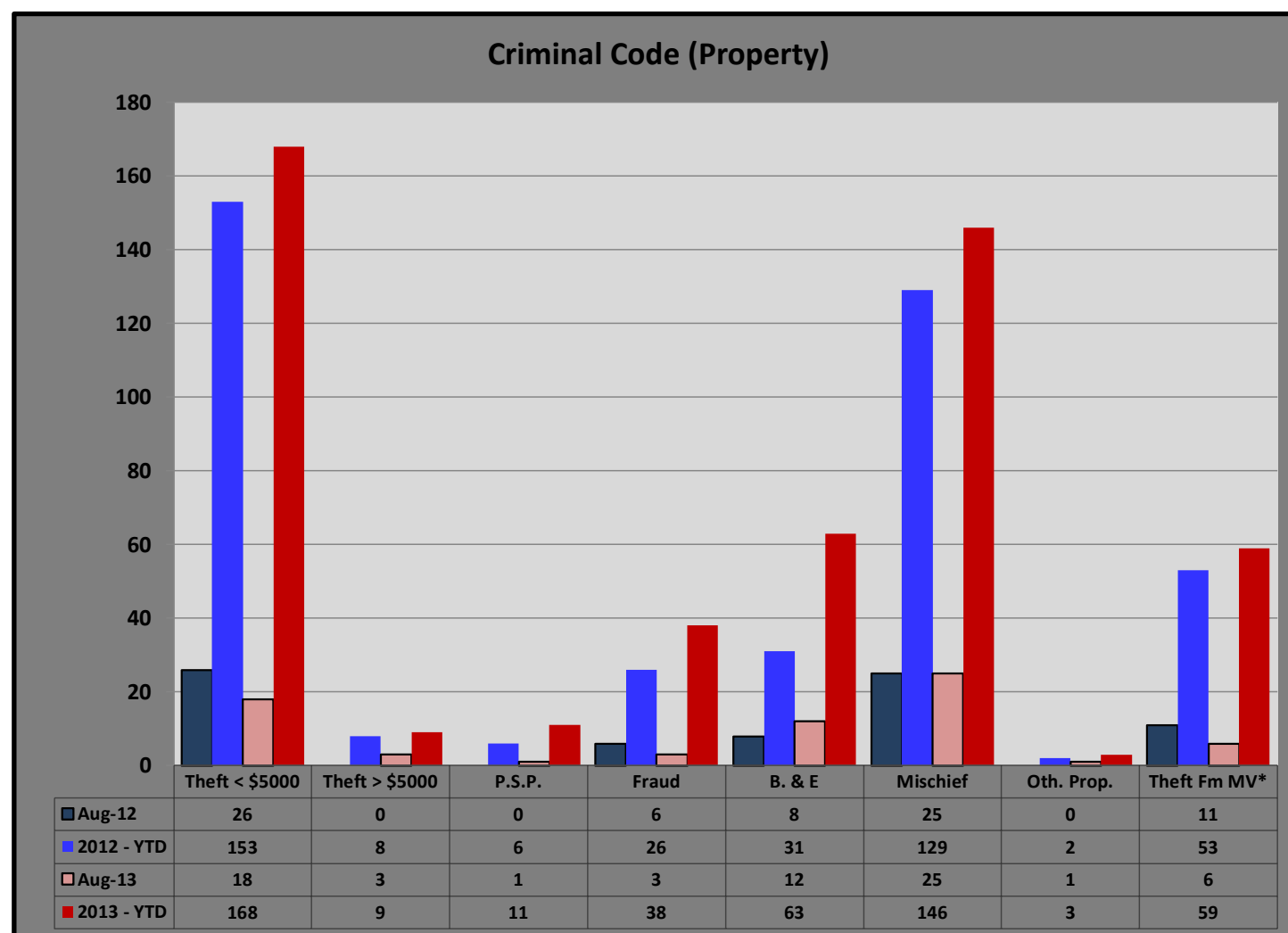
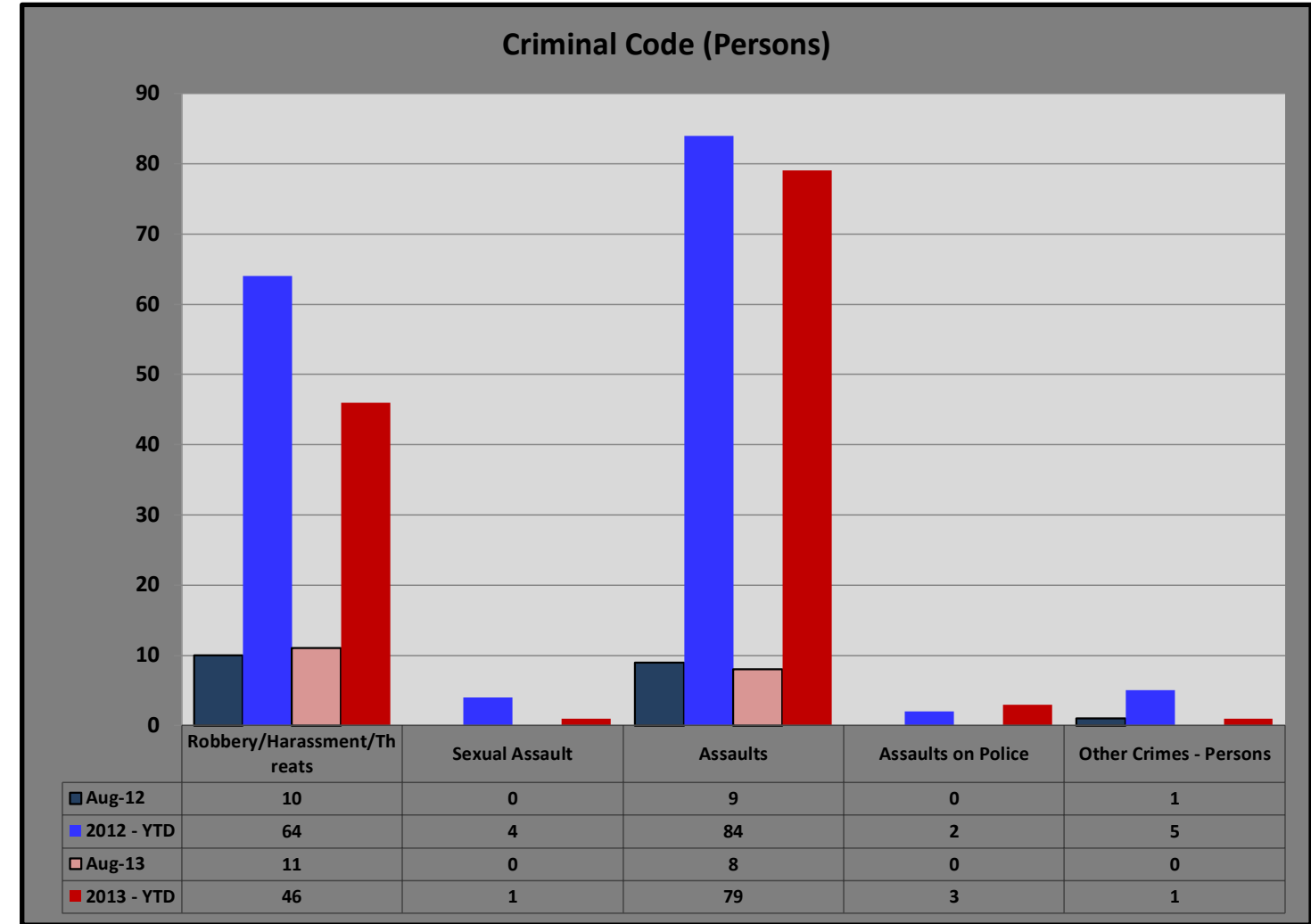
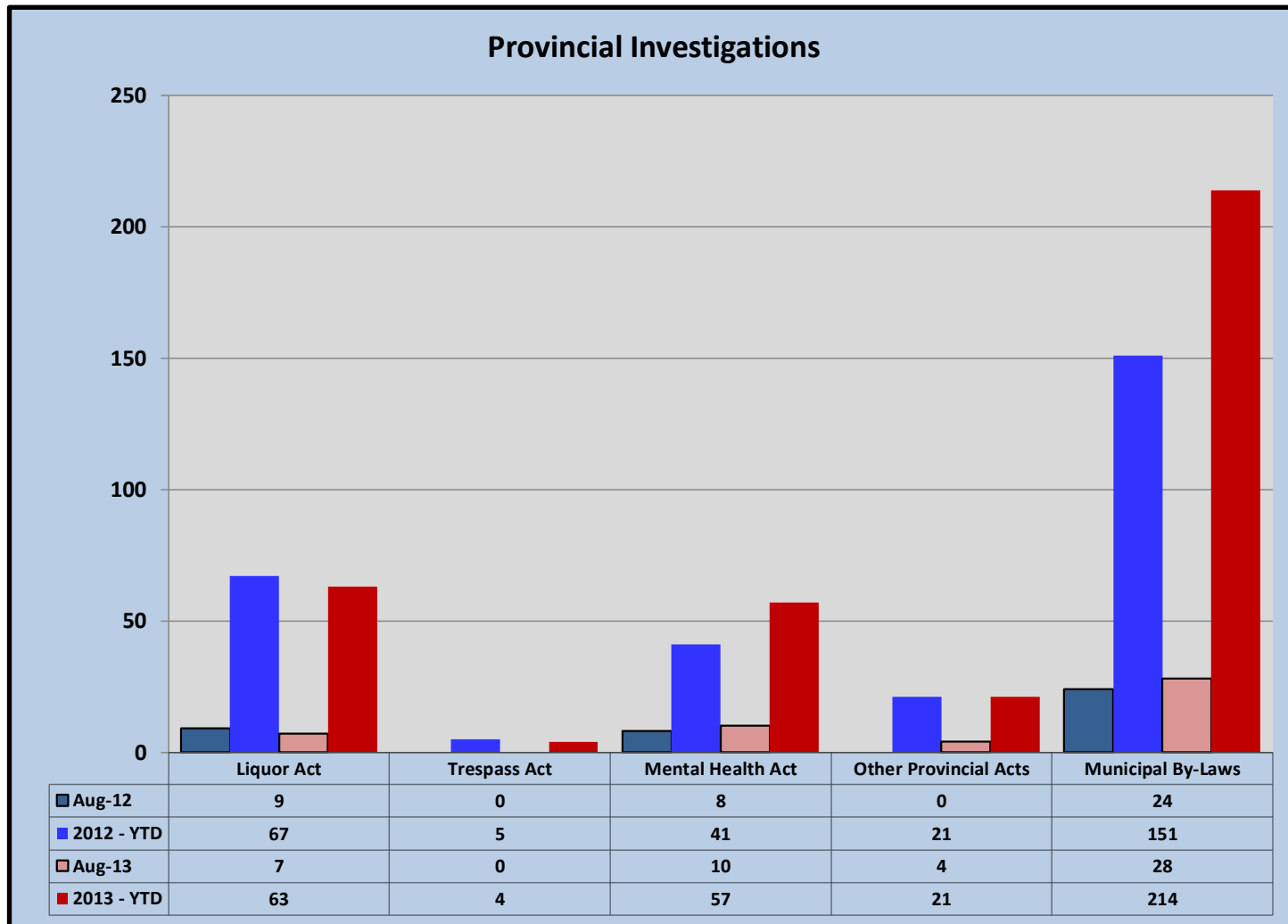
Domestic Violence Crime Data	Aug-13		Actual	Cleared by Charge	Cleared Otherwise	Clearance Rate
	Reported	Unfounded				
Spousal Abuse - Party Charged (M or F)	2	0	2	2	0	100%
Spousal Abuse - No Charges	5	2	3	0	3	100%
Spousal Abuse - as defined by FVR	7	2	5	2	3	100%
EPO - Requested			0			
EPO - Issued			0			
EPO - Denied			0			

Domestic Violence Crime Data	2013 - YTD		Actual	Cleared by Charge	Cleared Otherwise	Clearance Rate
	Reported	Unfounded				
Spousal Abuse - Party Charged (M or F)	20	0	20	20	0	100%
Spousal Abuse - No Charges	27	6	21	0	20	95%
Spousal Abuse - as defined by FVR	46	7	39	19	20	100%
EPO - Requested			0			
EPO - Issued			1			
EPO - Denied			0			

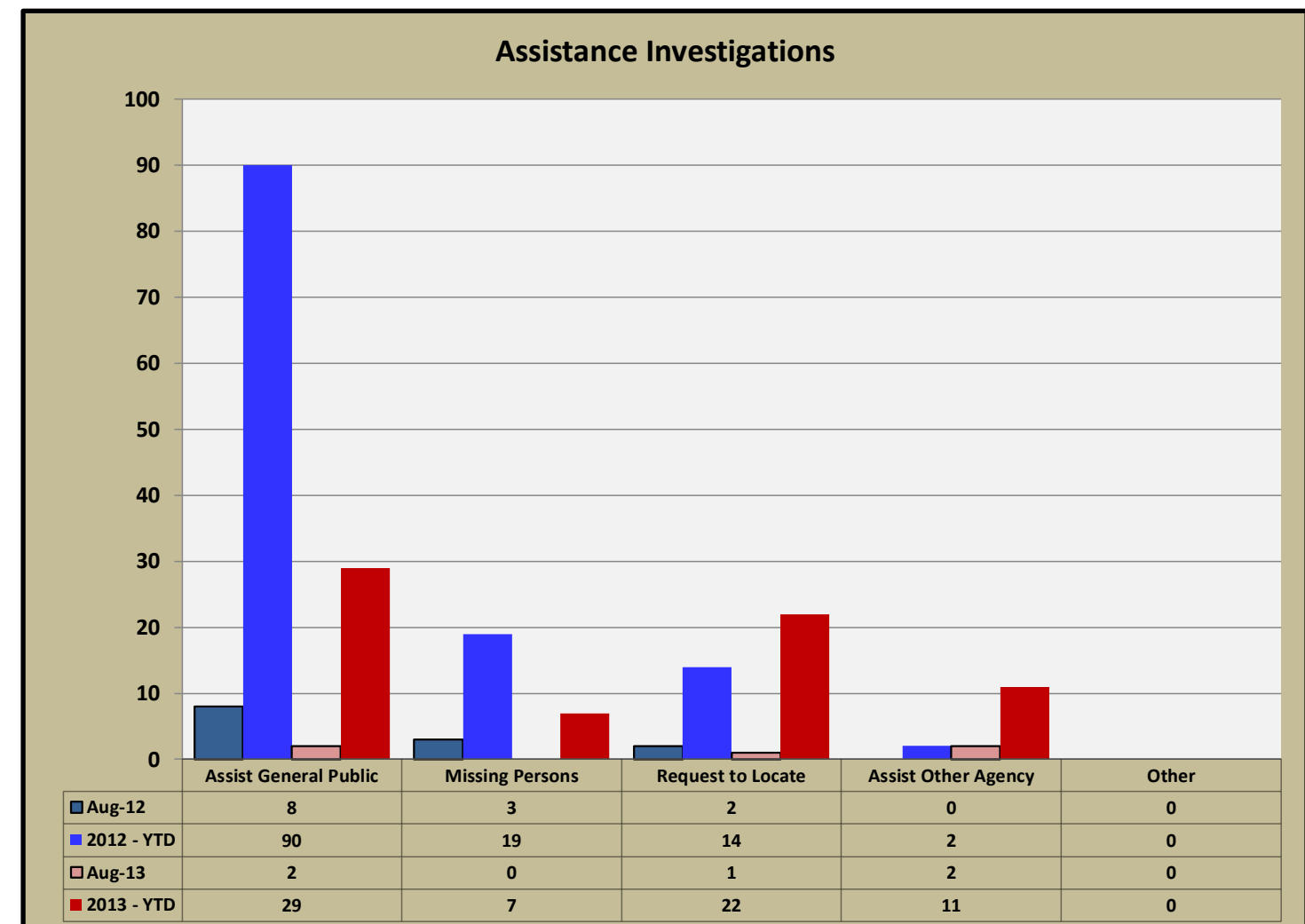
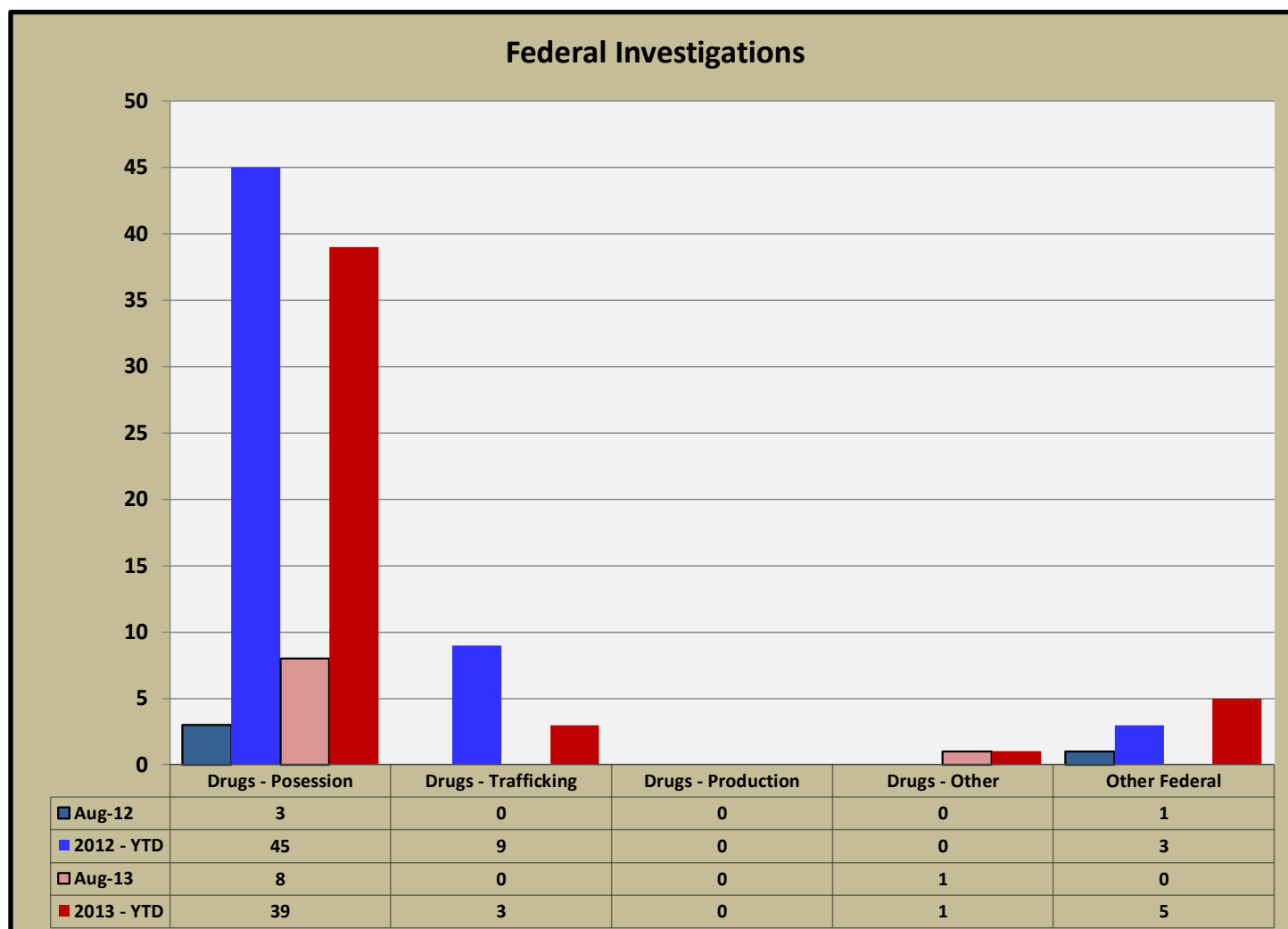
Spousal Abuse - as defined by The Family Violence Report	Aug-12	2012 - YTD	Aug-13	2013 - YTD
		8	59	5



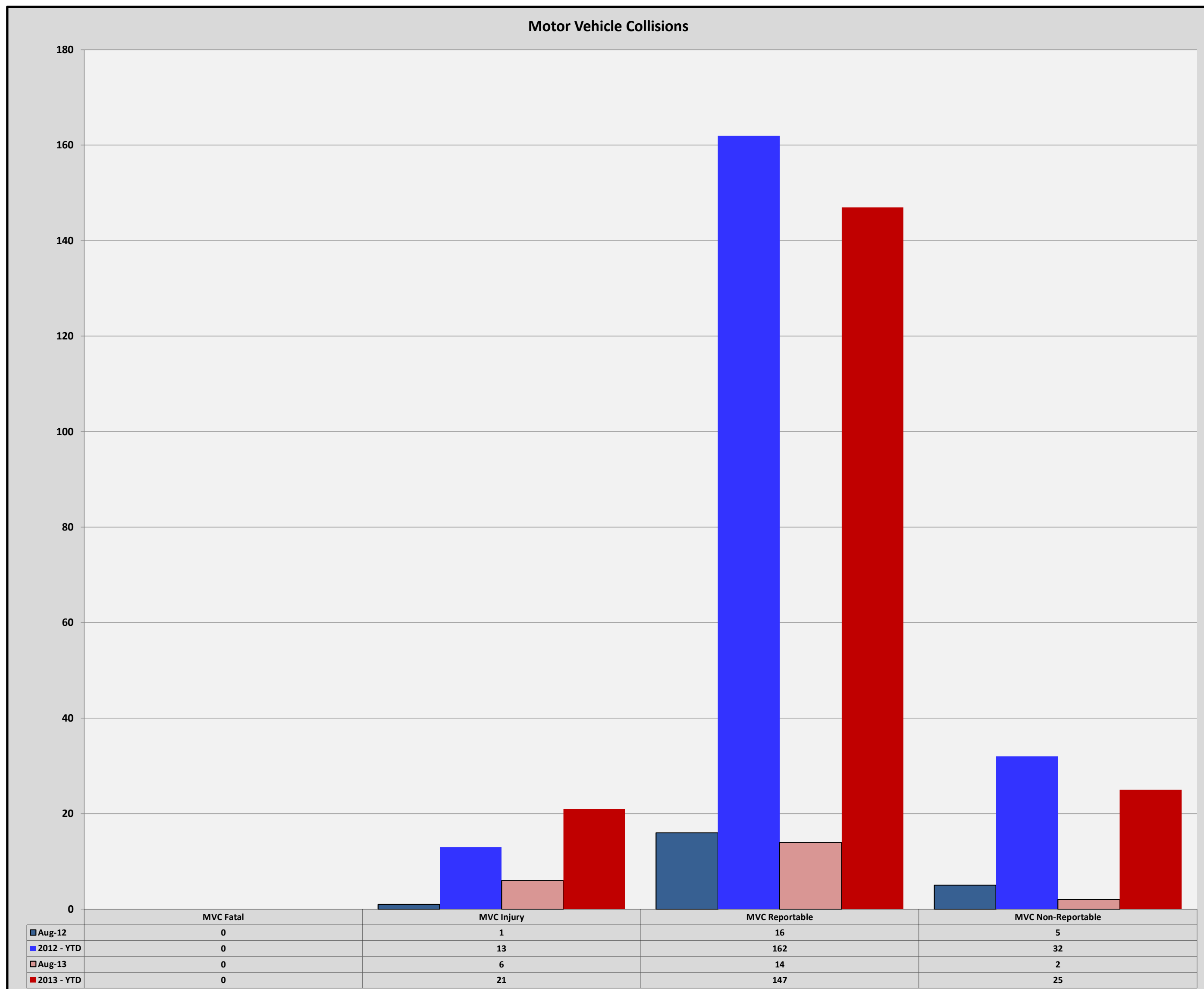
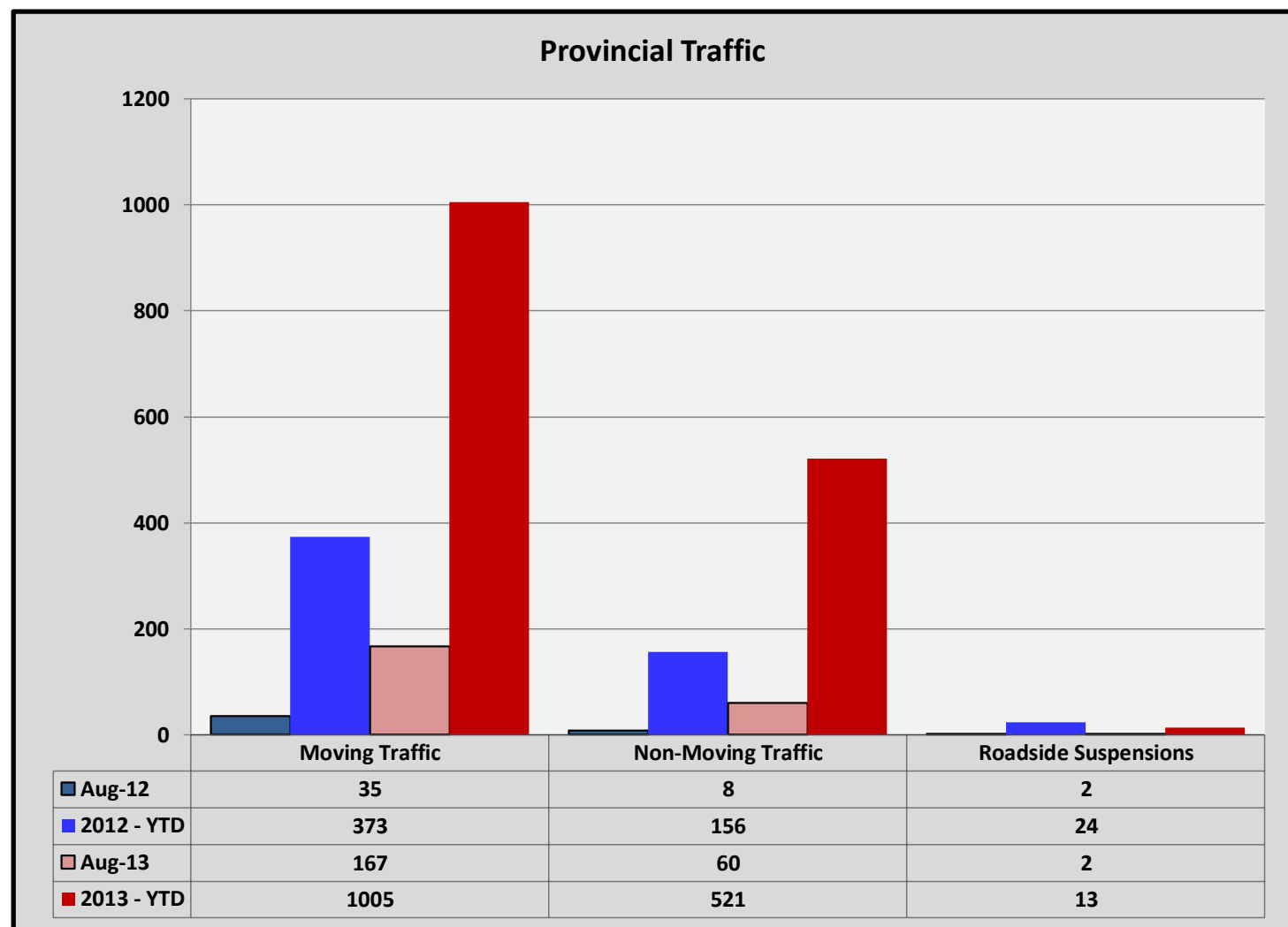
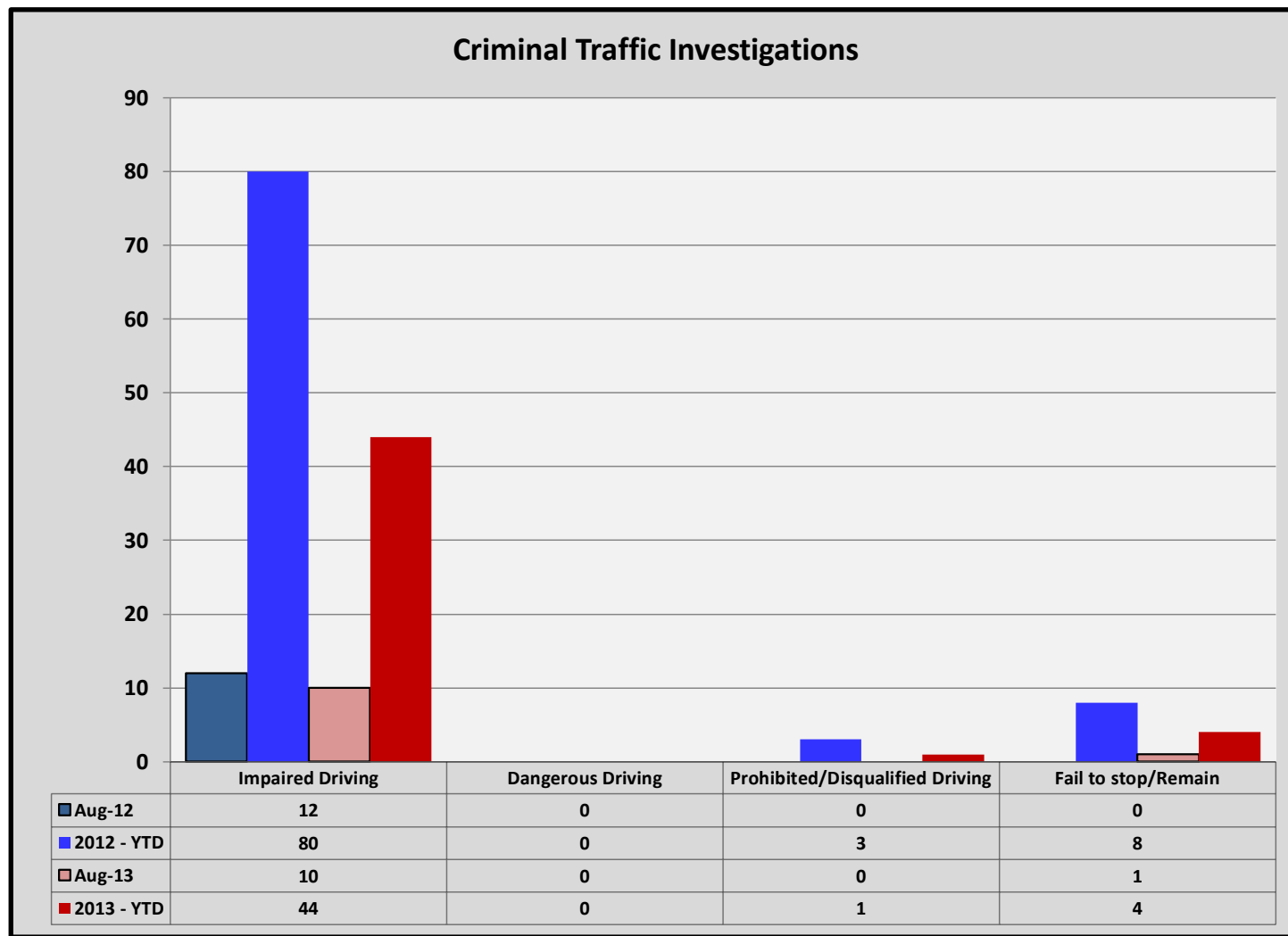
Olds Municipal Detachment
Statistical Comparison of AUG and Year to Date
Year 2012 - 2013



* This total also included in Theft Under \$5000.



Olds Municipal Detachment
 Statistical Comparison of AUG and Year to Date
 Year 2012 - 2013



Olds Municipal Detachment
Statistical Comparison of AUG and Year to Date
Year 2012 - 2013

