

Olds Provincial Detachment
Statistical Comparison of FEB and Year to Date
Year 2013 - 2014

Wednesday, March 05, 2014

CATEGORY	2013		2014		% Change	
	Feb/13	YTD	Feb/14	YTD	FEB	YTD
1 Homicide	0	0	0	0	0.0%	0.0%
2 Offences Related to Death	0	0	0	0	0.0%	0.0%
3 Robbery	0	0	0	0	0.0%	0.0%
4 Sexual Assaults	0	0	1	1	100.0%	100.0%
5 Other Sexual Offences	0	0	0	0	0.0%	0.0%
6 Assault	6	9	0	1	-100.0%	-88.9%
7 Kidnapping/Hostage/Abduction	0	0	0	0	0.0%	0.0%
8 Extortion	0	0	0	0	0.0%	0.0%
9 Criminal Harassment	0	0	0	0	0.0%	0.0%
10 Uttering Threats	3	10	0	1	-100.0%	-90.0%
11 Other Persons	0	0	0	0	0.0%	0.0%
TOTAL PERSONS	9	19	1	3	-88.9%	-84.2%
12 Break & Enter	6	11	1	4	-83.3%	-63.6%
13 Theft of Motor Vehicle	2	4	0	0	-100.0%	-100.0%
14 Theft Over	0	2	0	1	0.0%	-50.0%
15 Theft Under	2	5	2	2	0.0%	-60.0%
16 Possn Stn Goods	0	0	0	0	0.0%	0.0%
17 Fraud	0	3	1	2	100.0%	-33.3%
18 Arson	0	0	0	0	0.0%	0.0%
19 Mischief To Property	5	6	0	5	-100.0%	-16.7%
TOTAL PROPERTY	15	31	4	14	-73.3%	-54.8%
20 Offensive Weapons	1	2	0	1	-100.0%	-50.0%
21 Disturbing the peace	0	0	1	2	100.0%	200.0%
OTHER CRIMINAL CODE	3	6	3	6	0.0%	0.0%
TOTAL OTHER CRIMINAL CODE	4	8	4	9	0.0%	12.5%
TOTAL CRIMINAL CODE	28	58	9	26	-67.9%	-55.2%
23 Drug Enforcement - Production	0	0	0	0	0.0%	0.0%
24 Drug Enforcement - Possession	0	1	0	0	0.0%	-100.0%
25 Drug Enforcement - Trafficking	0	0	0	1	0.0%	100.0%
26 Drug Enforcement - Other	0	0	0	0	0.0%	0.0%
Total Drugs	0	1	0	1	0.0%	0.0%
27 Federal - General	0	0	0	0	0.0%	0.0%
TOTAL FEDERAL	0	1	0	1	0.0%	0.0%
28 Liquor Act	1	2	0	3	-100.0%	50.0%
29 Other Provincial Stats	3	7	3	5	0.0%	-28.6%
Total Provincial Stats	4	9	3	8	-25.0%	-11.1%
30 Municipal By-laws Traffic	0	0	0	0	0.0%	0.0%
31 Municipal By-laws	0	1	0	0	0.0%	-100.0%
Total Municipal	0	1	0	0	0.0%	-100.0%
32 Fatales	0	0	0	0	0.0%	0.0%
33 Injury MVAS	8	15	2	4	-75.0%	-73.3%
34 Property Damage MVAS (Reportable)	45	76	10	45	-77.8%	-40.8%
35 Property Damage MVAS (Non Reportable)	4	13	5	13	25.0%	0.0%
TOTAL MVAS	57	104	17	62	-70.2%	-40.4%
36 Provincial Traffic	142	225	47	139	-66.9%	-38.2%
37 Other Traffic	2	2	1	2	-50.0%	0.0%
38 Criminal Code Traffic	3	4	1	6	-66.7%	50.0%
Common Police Activities	A	B	C	D	E	F
39 False Alarms	7	15	0	2	-100.0%	-86.7%
40 False/Abandoned 911 Call	2	4	0	0	-100.0%	-100.0%
41 Prisoners Held	3	6	1	1	-66.7%	-83.3%
42 Written Traffic Warnings	0	0	0	0	0.0%	0.0%
43 Index Checks	25	61	44	81	76.0%	32.8%
44 Fingerprints taken for Public	0	0	0	0	0.0%	0.0%
45 Persons Reported Missing	0	1	0	1	0.0%	0.0%
46 Request to Locate	1	2	0	2	-100.0%	0.0%
47 Abandoned Vehicles	6	7	2	8	-66.7%	14.3%
48 VSU Accepted	0	3	2	3	200.0%	0.0%
49 VSU Declined	9	17	2	10	-77.8%	-41.2%
50 VSU Requested but not Avail.	0	0	0	0	0.0%	0.0%
51 VSU Proactive Referral	0	0	0	2	0.0%	200.0%

Olds Provincial Detachment
Statistical Comparison of FEB and Year to Date
Year 2013 - 2014

FEB Criminal Code Summary

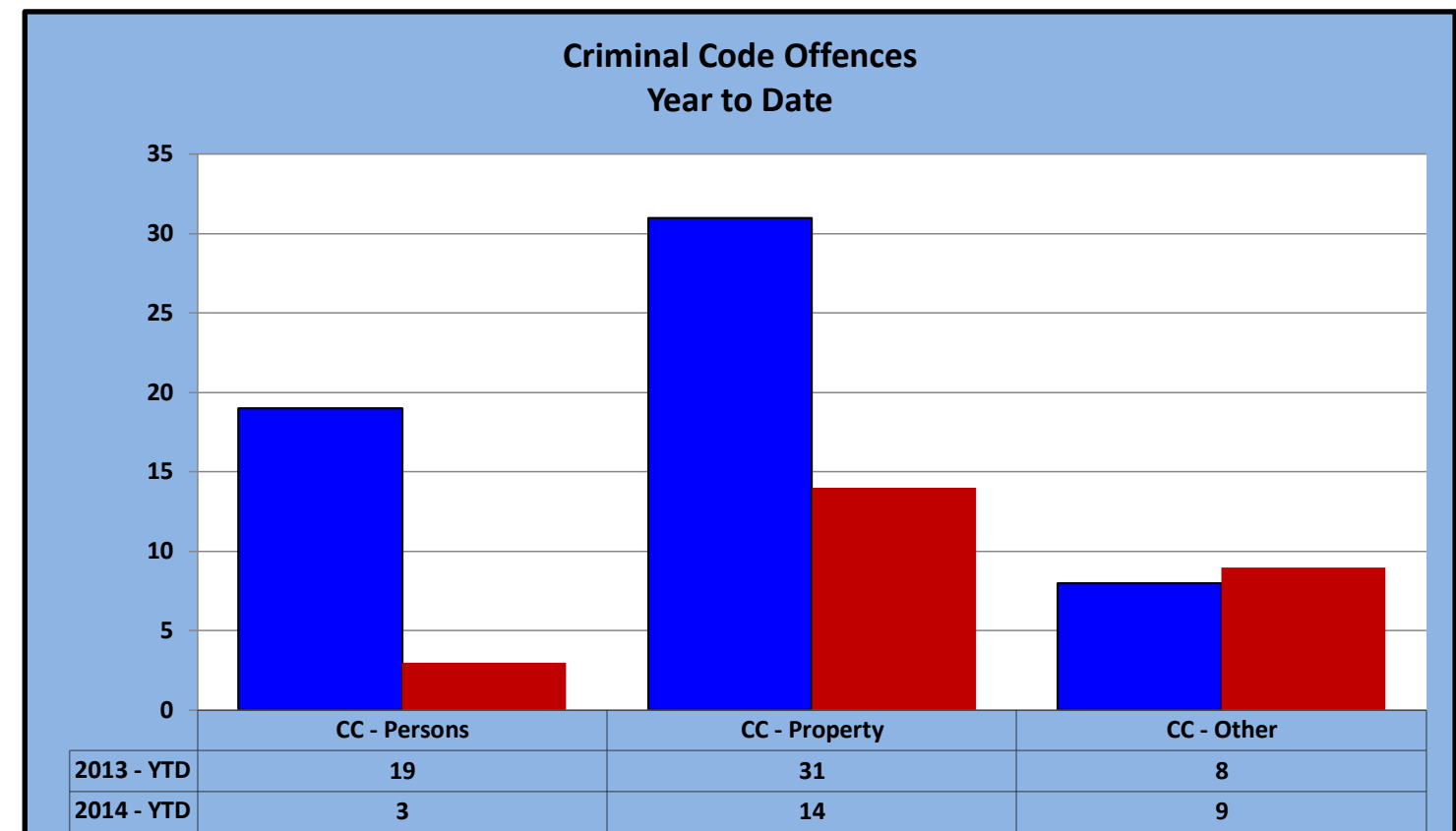
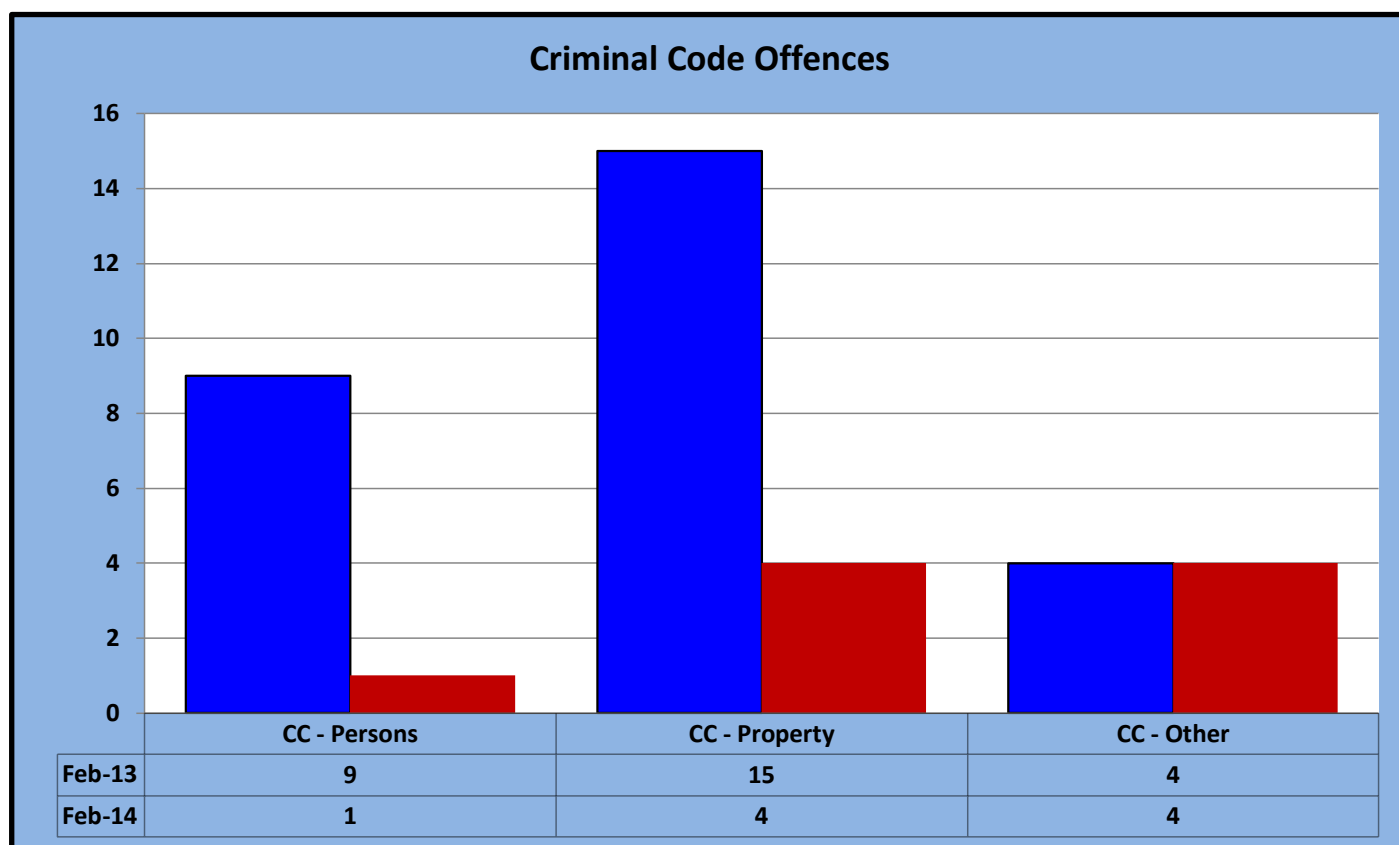
CATEGORY TOTALS	Feb-13	Feb-14	% Change
CC - Persons	9	1	-88.9%
CC - Property	15	4	-73.3%
CC - Other	4	4	0.0%
TOTAL CRIMINAL CODE	28	9	-67.9%

CLEARANCE RATES	Feb-13	Feb-14
CC - Persons	111%	100%
CC - Property	13%	0%
CC - Other	50%	25%
TOTAL CRIMINAL CODE	50%	22%

YTD Criminal Code Summary

CATEGORY TOTALS	2013 - YTD	2014 - YTD	% Change
CC - Persons	19	3	-84.2%
CC - Property	31	14	-54.8%
CC - Other	8	9	12.5%
TOTAL CRIMINAL CODE	58	26	-55.2%

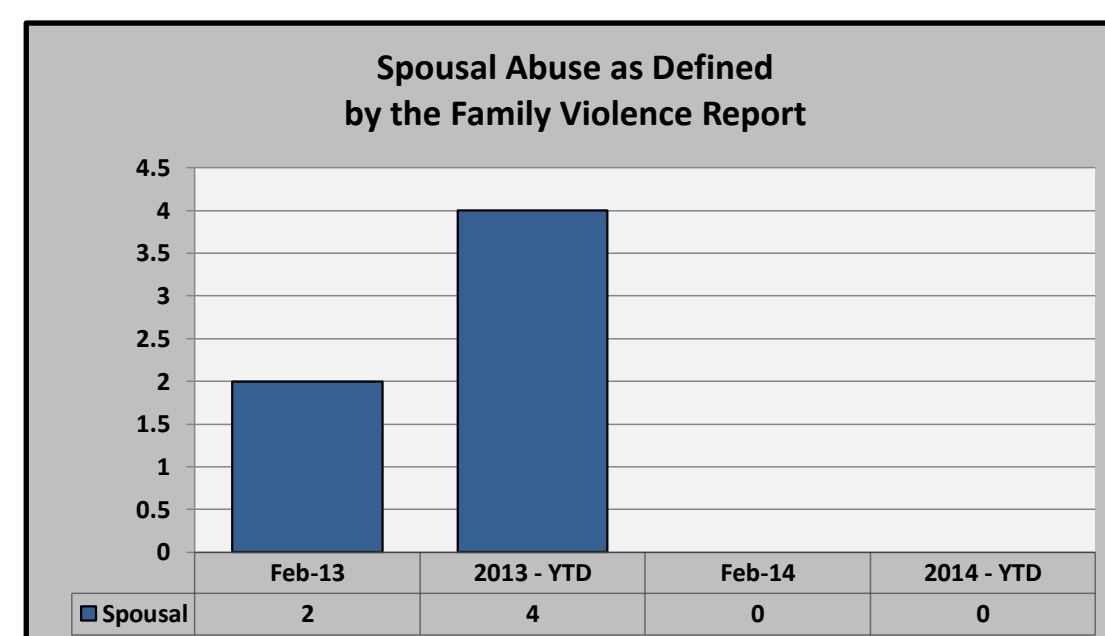
CLEARANCE RATES	2013 - YTD	2014 - YTD
CC - Persons	95%	133%
CC - Property	13%	36%
CC - Other	63%	11%
TOTAL CRIMINAL CODE	47%	38%



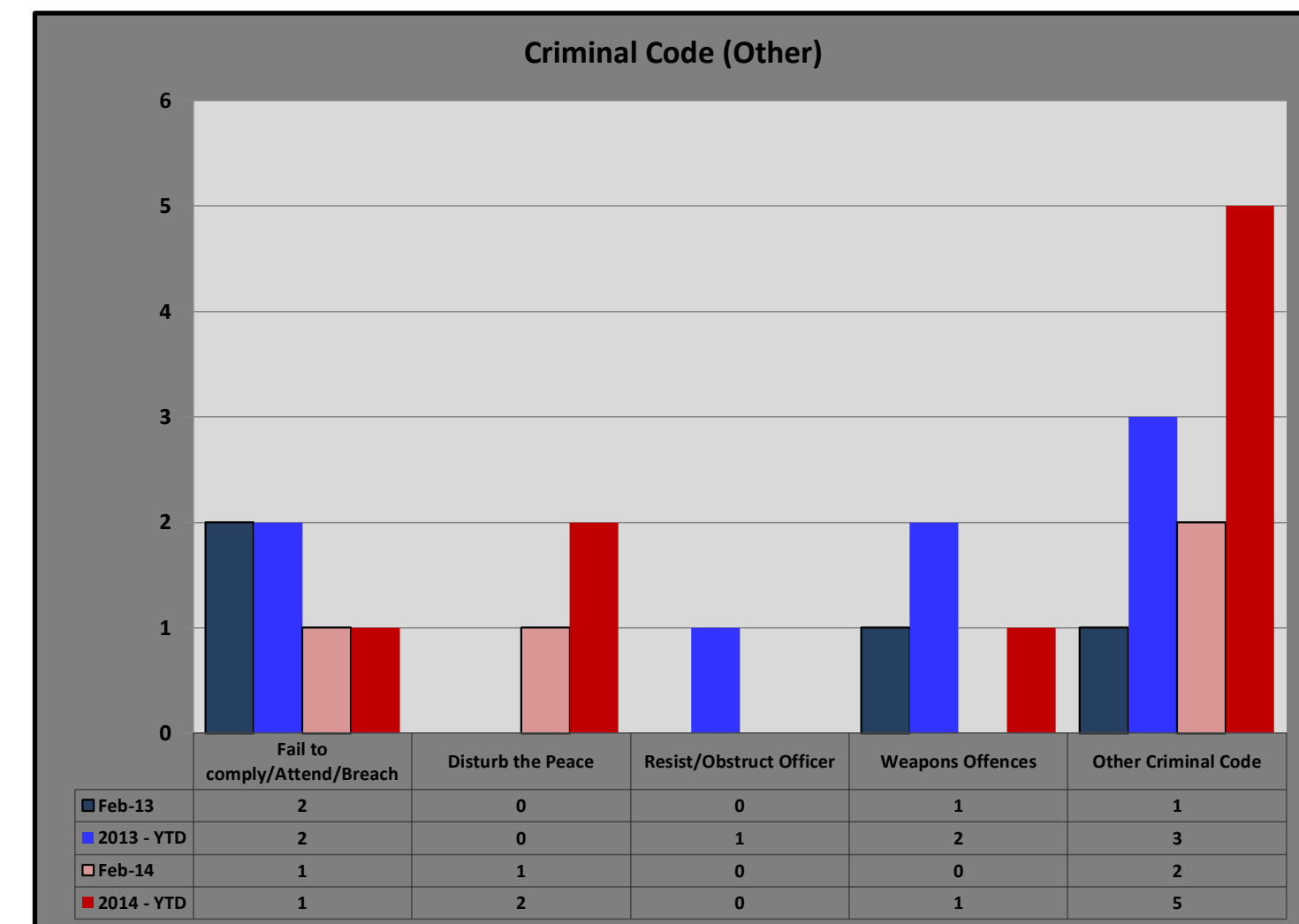
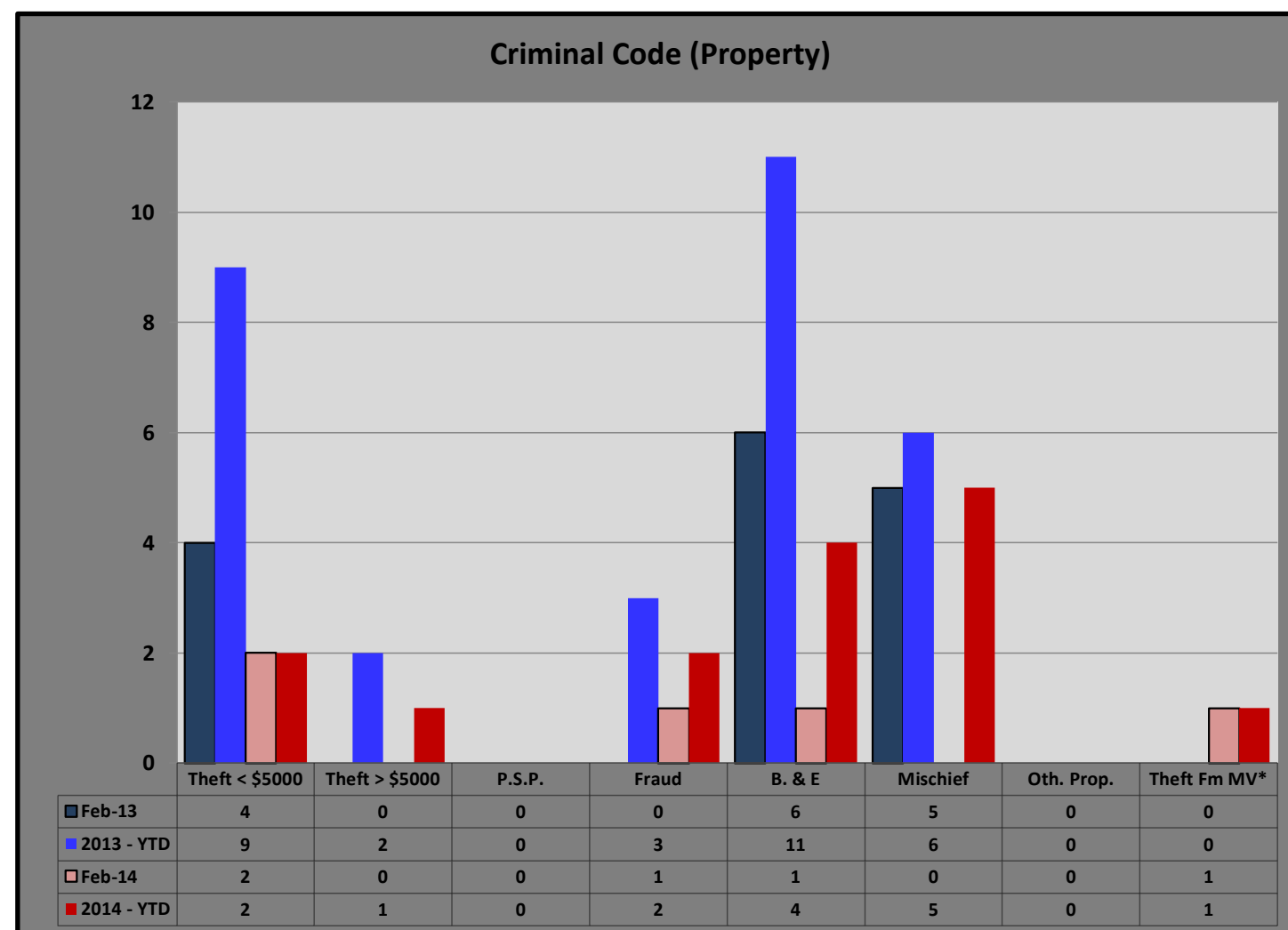
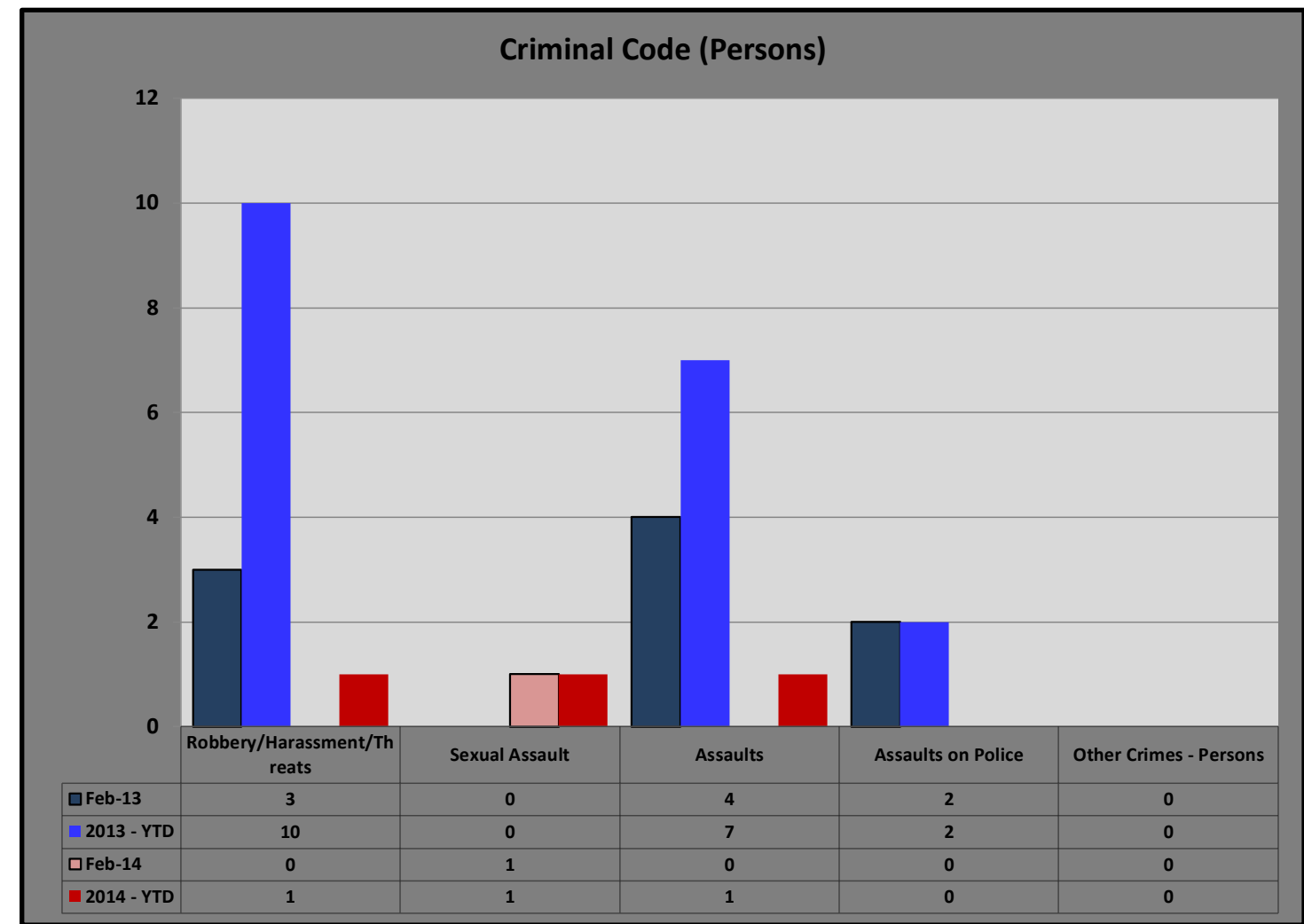
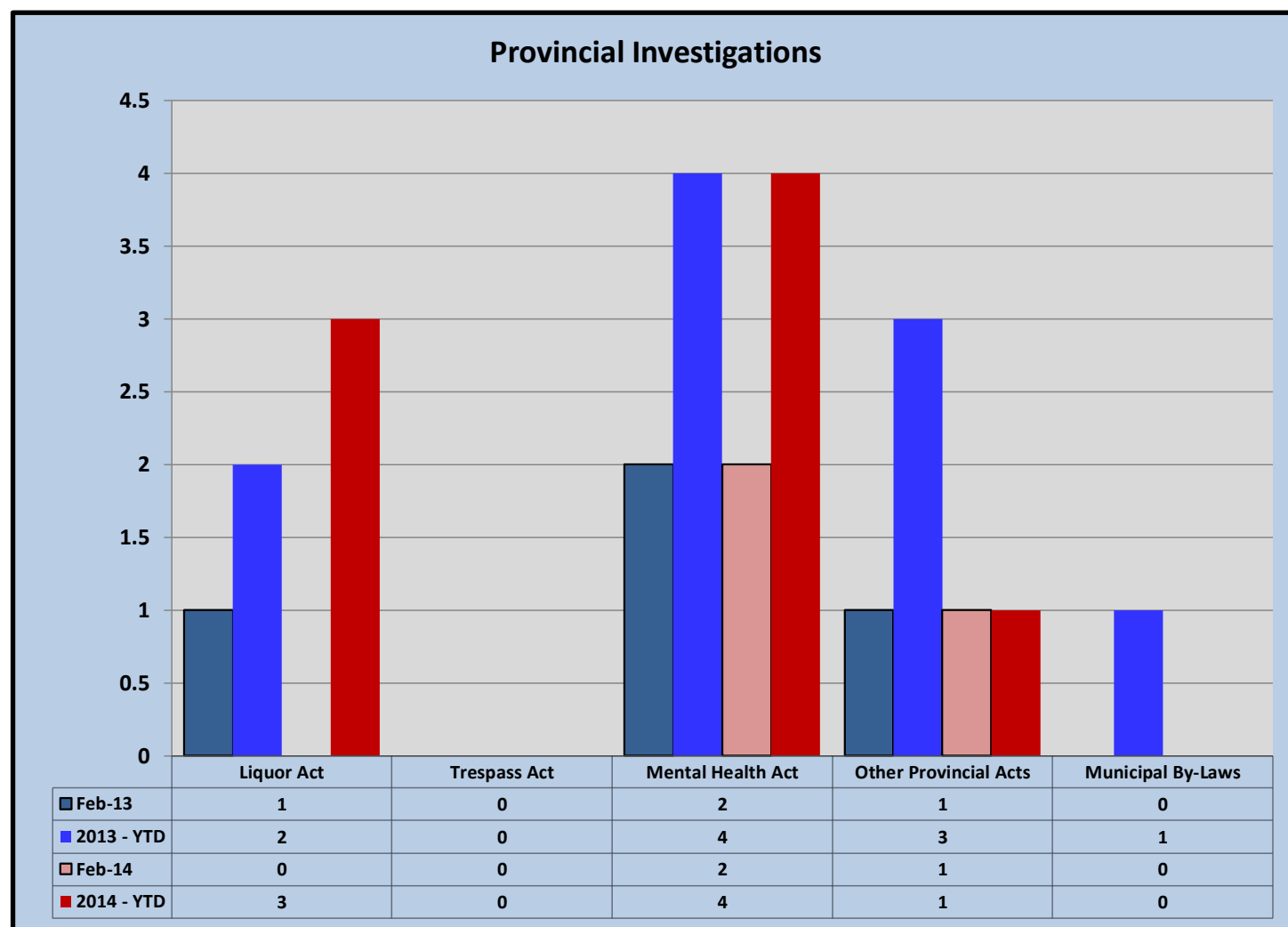
Domestic Violence Crime Data	Feb-14					
	Reported	Unfounded	Actual	Cleared by Charge	Cleared Otherwise	Clearance Rate
Spousal Abuse - Party Charged (M or F)	0	0	0	0	0	0%
Spousal Abuse - No Charges	0	0	0	0	0	0%
Spousal Abuse - as defined by FVR	0	0	0	0	0	0%
EPO - Requested			0			
EPO - Issued			0			
EPO - Denied			0			

Domestic Violence Crime Data	2014 - YTD					
	Reported	Unfounded	Actual	Cleared by Charge	Cleared Otherwise	Clearance Rate
Spousal Abuse - Party Charged (M or F)	0	0	0	0	0	0%
Spousal Abuse - No Charges	1	1	0	0	0	0%
Spousal Abuse - as defined by FVR	1	1	0	0	0	0%
EPO - Requested			0			
EPO - Issued			0			
EPO - Denied			0			

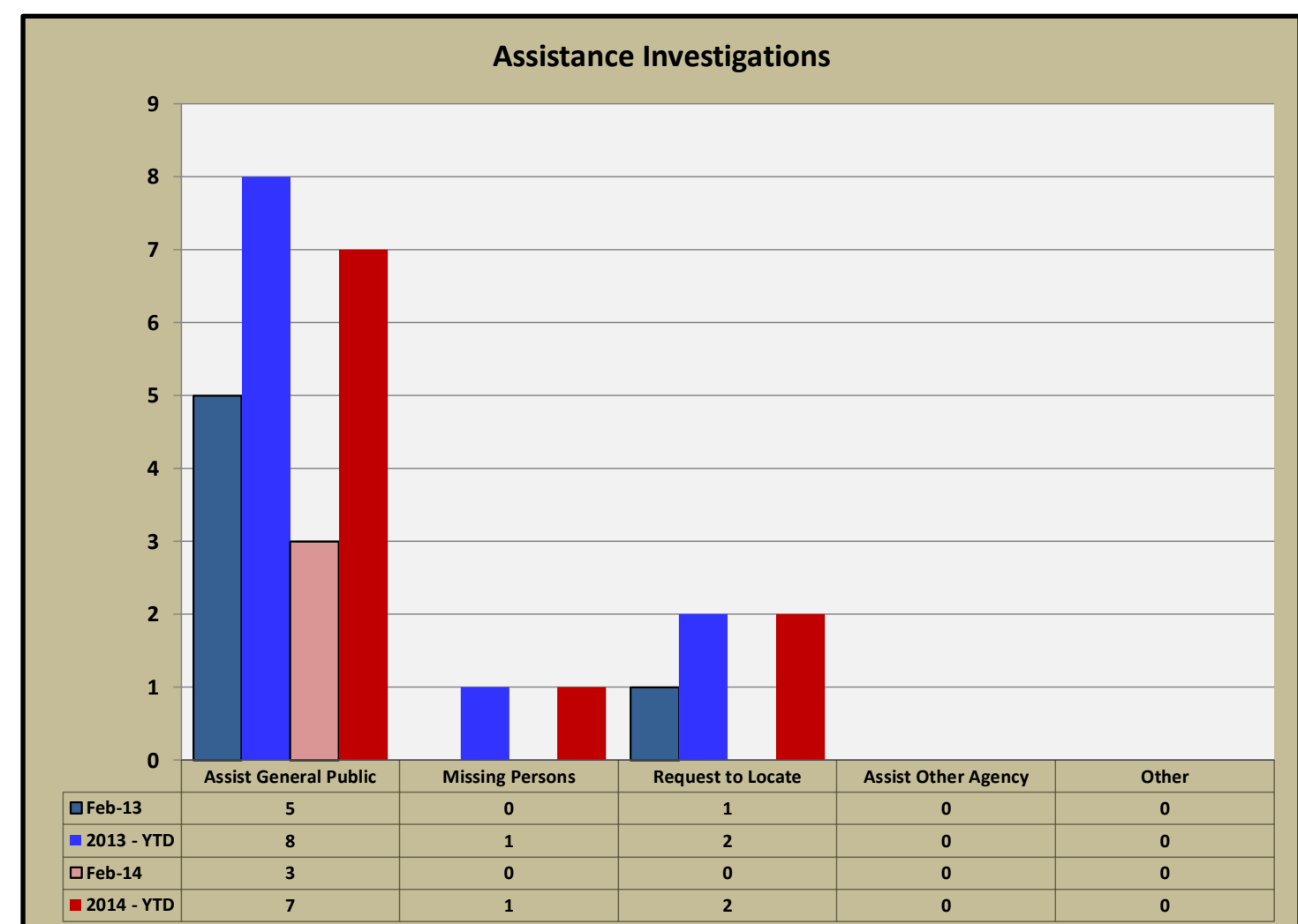
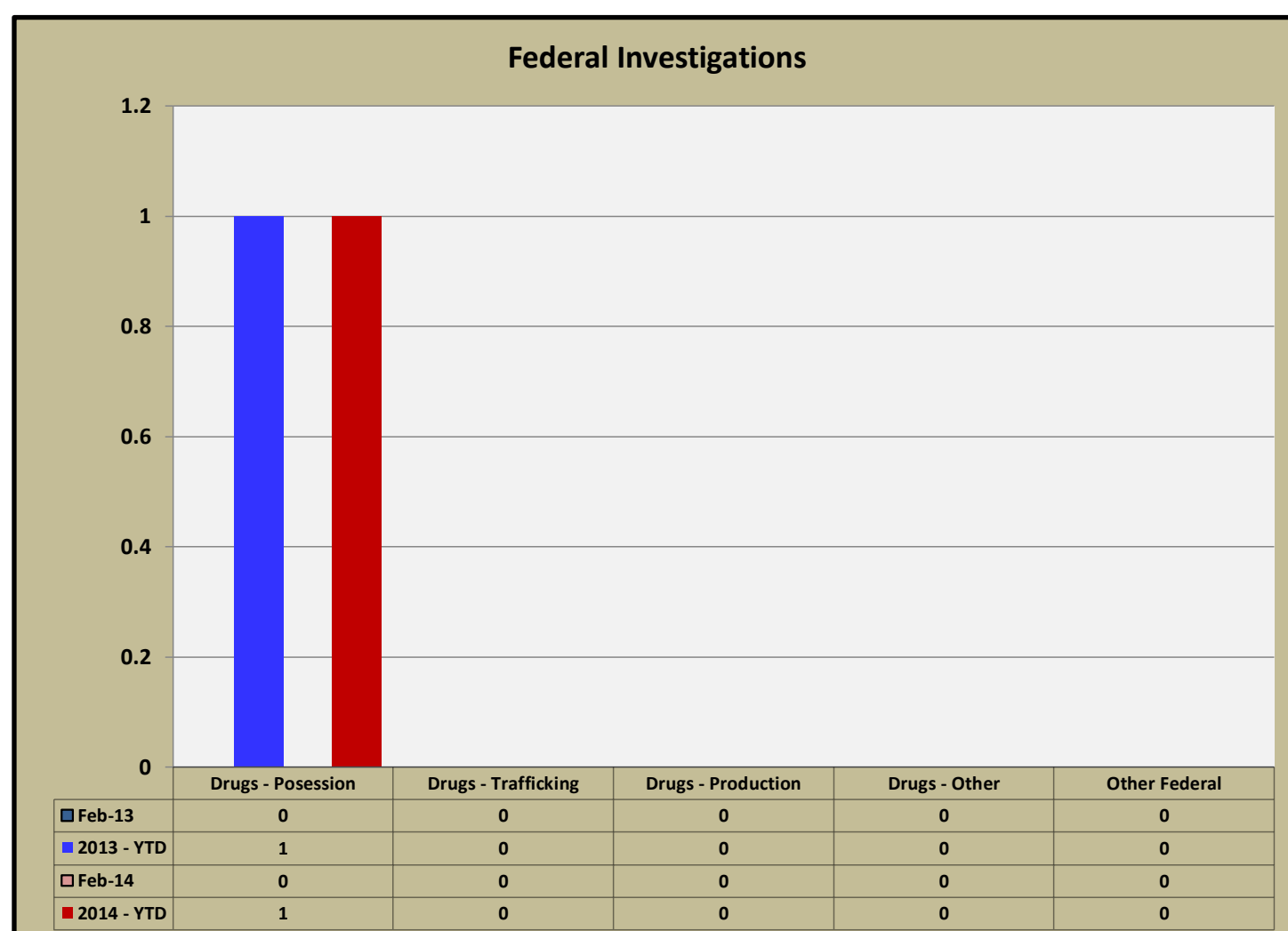
Spousal Abuse - as defined by The Family Violence Report	Feb-13	2013 - YTD	Feb-14	2014 - YTD
		2	4	0



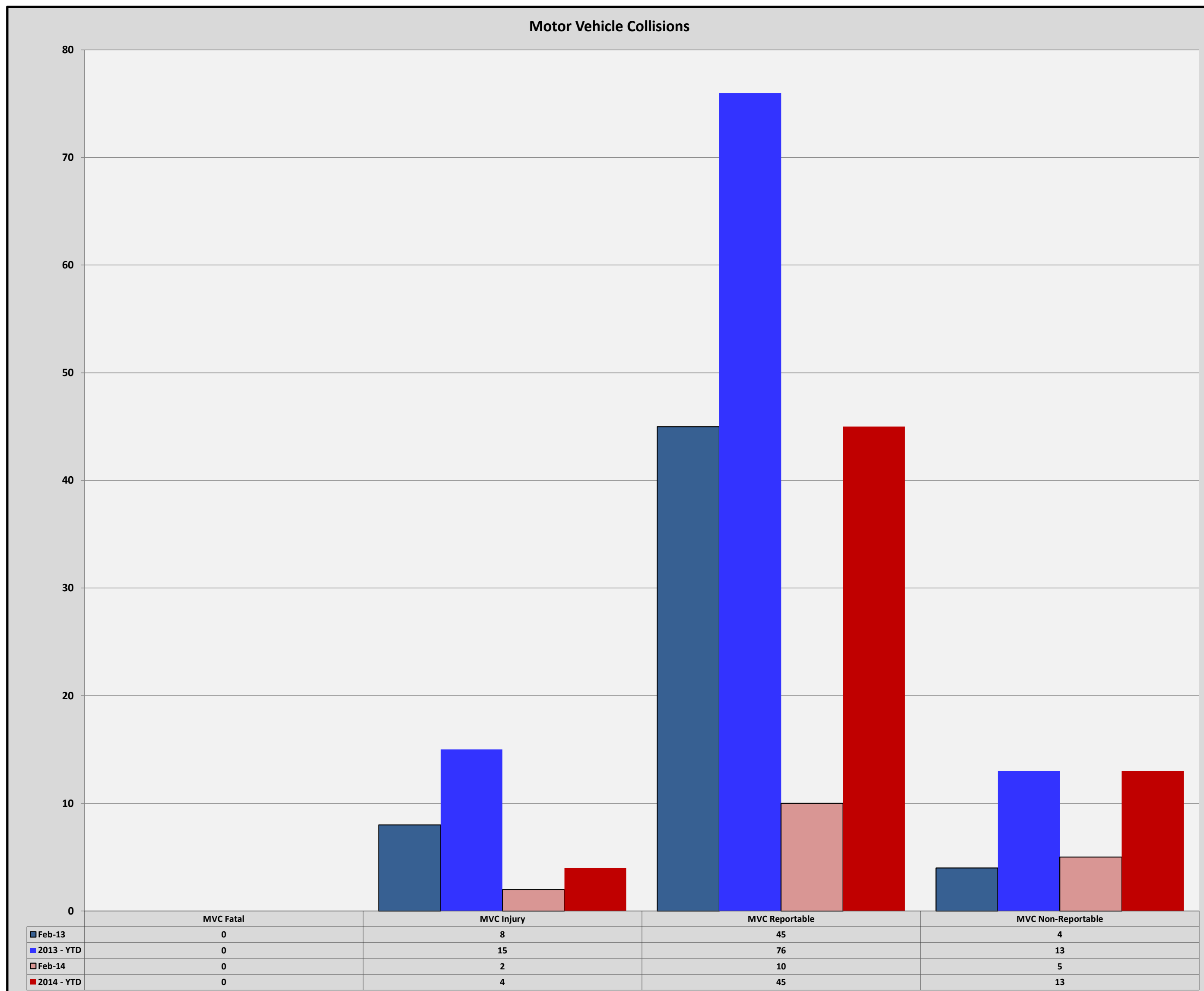
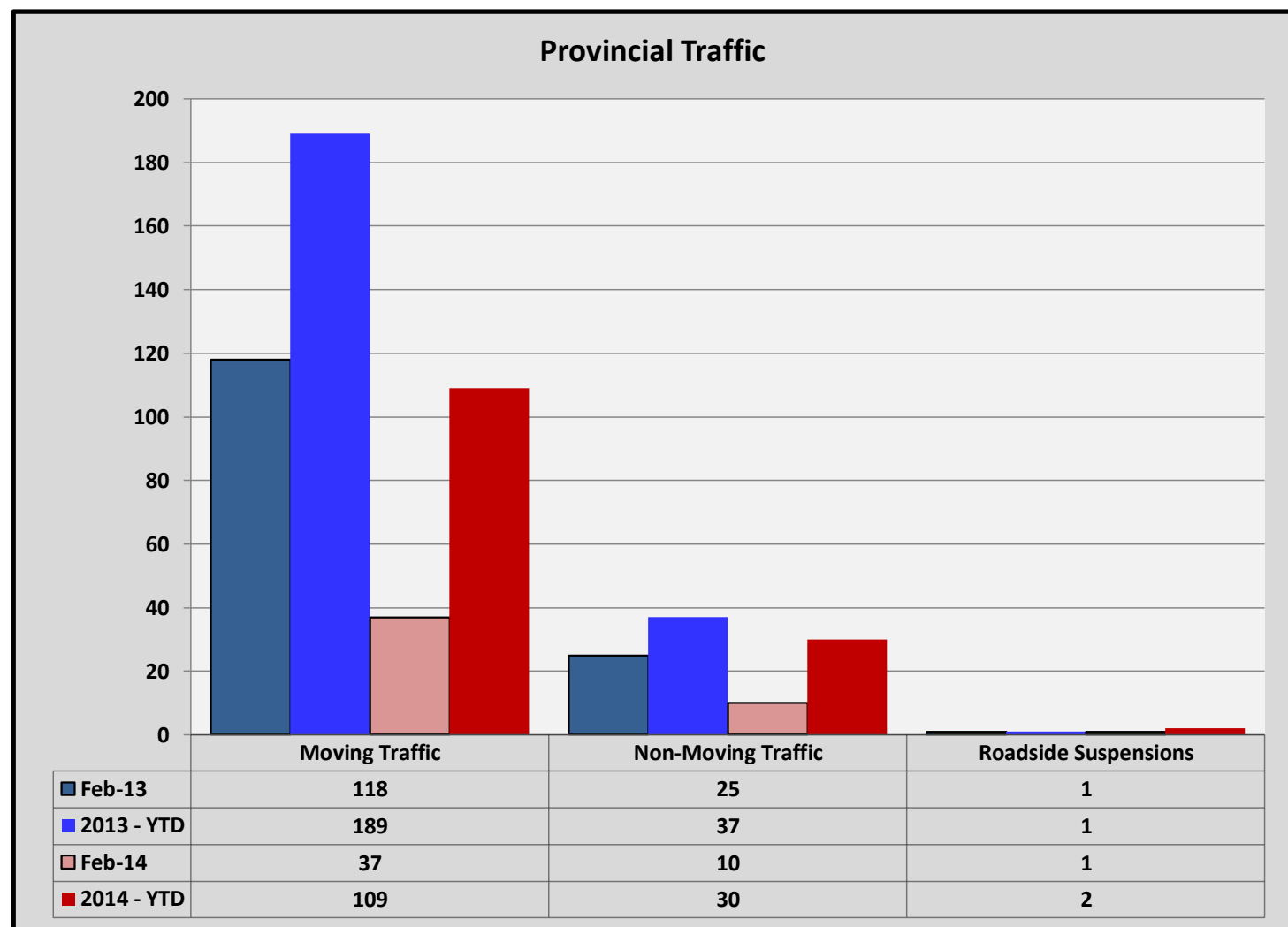
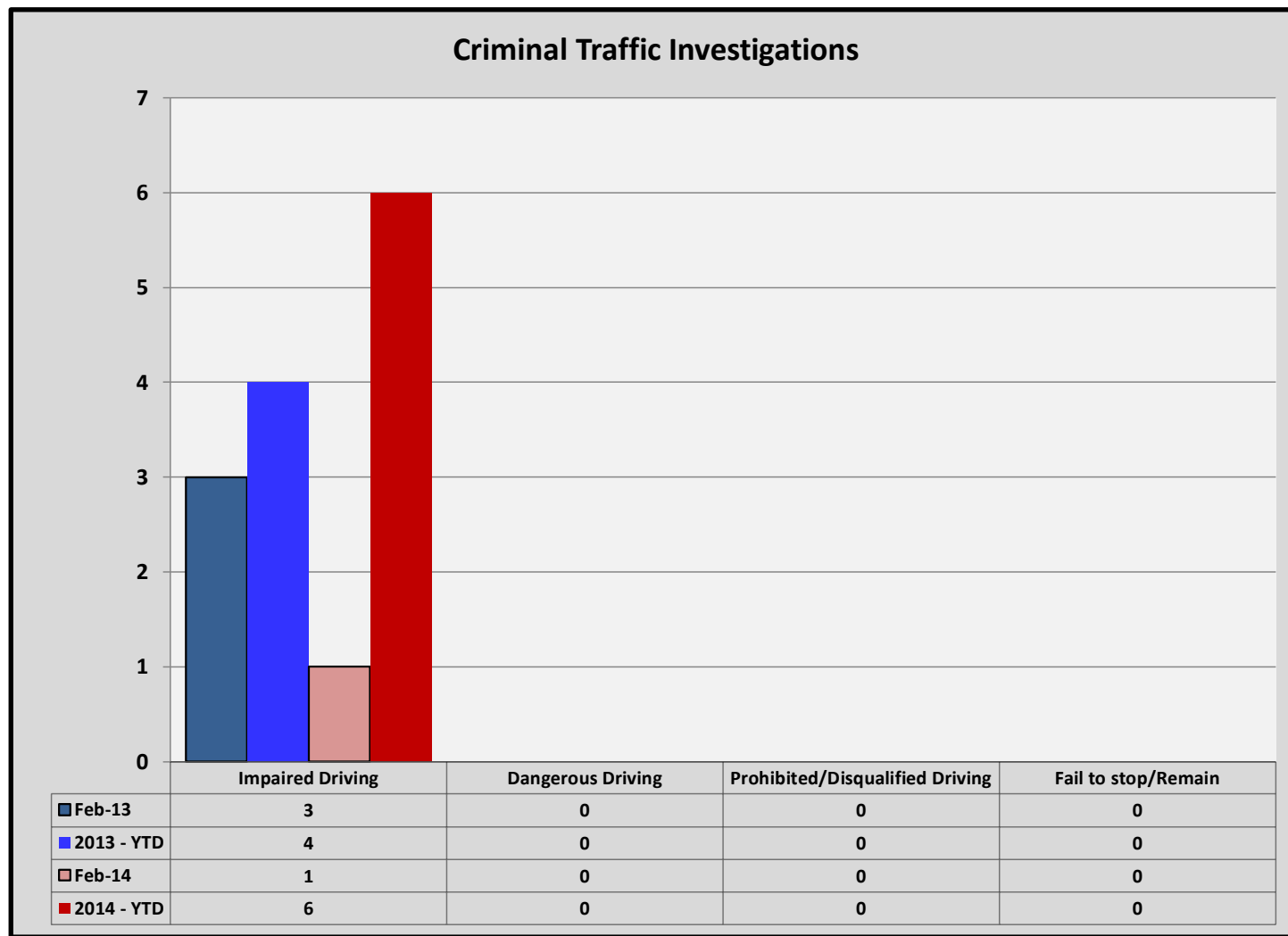
Olds Provincial Detachment
Statistical Comparison of FEB and Year to Date
Year 2013 - 2014



* This total also included in Theft Under \$5000.



Olds Provincial Detachment
Statistical Comparison of FEB and Year to Date
Year 2013 - 2014



Olds Provincial Detachment
Statistical Comparison of FEB and Year to Date
Year 2013 - 2014

