

Olds Municipal Detachment
Statistical Comparison of OCT and Year to Date
Year 2012 - 2013

Wednesday, November 20, 2013

CATEGORY	2012		2013		% Change	
	Oct/12	YTD	Oct/13	YTD	OCT	YTD
1 Homicide	0	0	0	0	0.0%	0.0%
2 Offences Related to Death	0	0	0	0	0.0%	0.0%
3 Robbery	1	2	0	5	-100.0%	150.0%
4 Sexual Assaults	0	4	0	2	0.0%	-50.0%
5 Other Sexual Offences	1	2	0	0	-100.0%	-100.0%
6 Assault	13	104	5	95	-61.5%	-8.7%
7 Kidnapping/Hostage/Abduction	2	4	0	1	-100.0%	-75.0%
8 Extortion	0	0	0	0	0.0%	0.0%
9 Criminal Harassment	3	28	3	18	0.0%	-35.7%
10 Uttering Threats	5	51	4	37	-20.0%	-27.5%
11 Other Persons	0	2	0	2	0.0%	0.0%
TOTAL PERSONS	25	197	12	160	-52.0%	-18.8%
12 Break & Enter	7	42	7	77	0.0%	83.3%
13 Theft of Motor Vehicle	3	32	2	23	-33.3%	-28.1%
14 Theft Over	3	13	0	9	-100.0%	-30.8%
15 Theft Under	13	162	16	173	23.1%	6.8%
16 Possn Stn Goods	1	11	2	16	100.0%	45.5%
17 Fraud	5	39	2	46	-60.0%	17.9%
18 Arson	0	2	1	4	100.0%	100.0%
19 Mischief To Property	17	168	14	185	-17.6%	10.1%
TOTAL PROPERTY	49	469	44	533	-10.2%	13.6%
20 Offensive Weapons	1	12	0	8	-100.0%	-33.3%
21 Disturbing the peace	8	95	11	119	37.5%	25.3%
OTHER CRIMINAL CODE	11	114	10	77	-9.1%	-32.5%
TOTAL OTHER CRIMINAL CODE	20	222	21	204	5.0%	-8.1%
TOTAL CRIMINAL CODE	94	888	77	897	-18.1%	1.0%
23 Drug Enforcement - Production	0	0	0	2	0.0%	200.0%
24 Drug Enforcement - Possession	5	53	3	45	-40.0%	-15.1%
25 Drug Enforcement - Trafficking	1	16	2	9	100.0%	-43.8%
26 Drug Enforcement - Other	0	0	0	0	0.0%	0.0%
Total Drugs	6	69	5	56	-16.7%	-18.8%
27 Federal - General	1	5	0	6	-100.0%	20.0%
TOTAL FEDERAL	7	74	5	62	-28.6%	-16.2%
28 Liquor Act	12	100	18	103	50.0%	3.0%
29 Other Provincial Stats	8	82	12	101	50.0%	23.2%
Total Provincial Stats	20	182	30	204	50.0%	12.1%
30 Municipal By-laws Traffic	1	26	0	58	-100.0%	123.1%
31 Municipal By-laws	13	184	21	203	61.5%	10.3%
Total Municipal	14	210	21	261	50.0%	24.3%
32 Fataals	0	0	0	0	0.0%	0.0%
33 Injury MVAS	3	19	1	25	-66.7%	31.6%
34 Property Damage MVAS (Reportable)	23	198	31	193	34.8%	-2.5%
35 Property Damage MVAS (Non Reportable)	3	39	2	29	-33.3%	-25.6%
TOTAL MVAS	29	256	34	247	17.2%	-3.5%
36 Provincial Traffic	69	657	227	1860	229.0%	183.1%
37 Other Traffic	0	29	2	18	200.0%	-37.9%
38 Criminal Code Traffic	5	108	7	67	40.0%	-38.0%
Common Police Activities	A	B	C	D	E	F
39 False Alarms	23	242	25	183	8.7%	-24.4%
40 False/Abandoned 911 Call	9	81	9	113	0.0%	39.5%
41 Prisoners Held	9	169	12	142	33.3%	-16.0%
42 Written Traffic Warnings	0	5	0	2	0.0%	-60.0%
43 Index Checks	53	445	64	529	20.8%	18.9%
44 Fingerprints taken for Public	0	0	0	0	0.0%	0.0%
45 Persons Reported Missing	6	26	1	9	-83.3%	-65.4%
46 Request to Locate	4	19	0	26	-100.0%	36.8%
47 Abandoned Vehicles	0	19	4	40	400.0%	110.5%
48 VSU Accepted	7	56	5	33	-28.6%	-41.1%
49 VSU Declined	20	175	25	250	25.0%	42.9%
50 VSU Requested but not Avail.	0	0	0	0	0.0%	0.0%
51 VSU Proactive Referral	0	3	8	21	800.0%	600.0%

Olds Municipal Detachment
Statistical Comparison of OCT and Year to Date
Year 2012 - 2013

OCT Criminal Code Summary

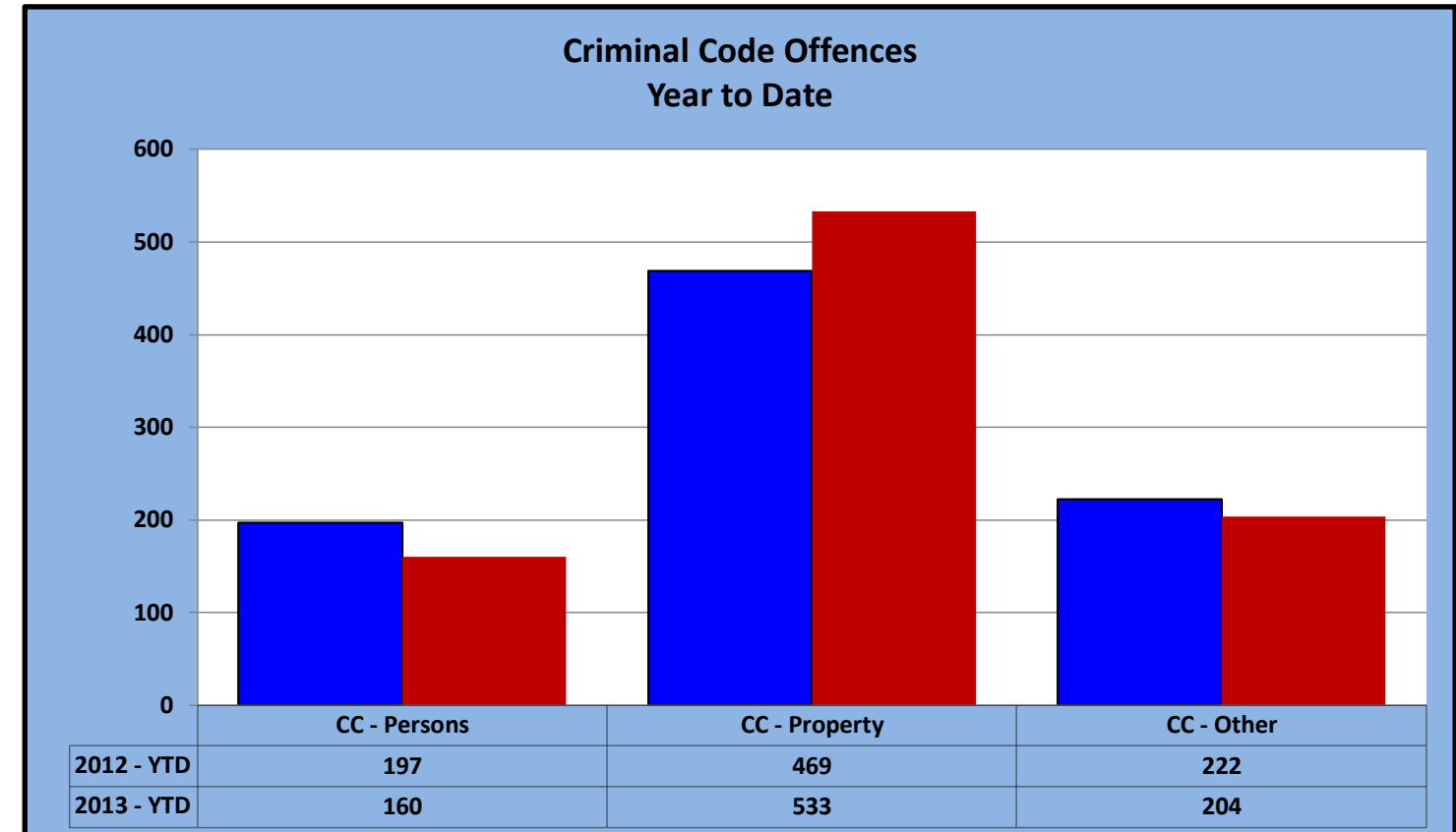
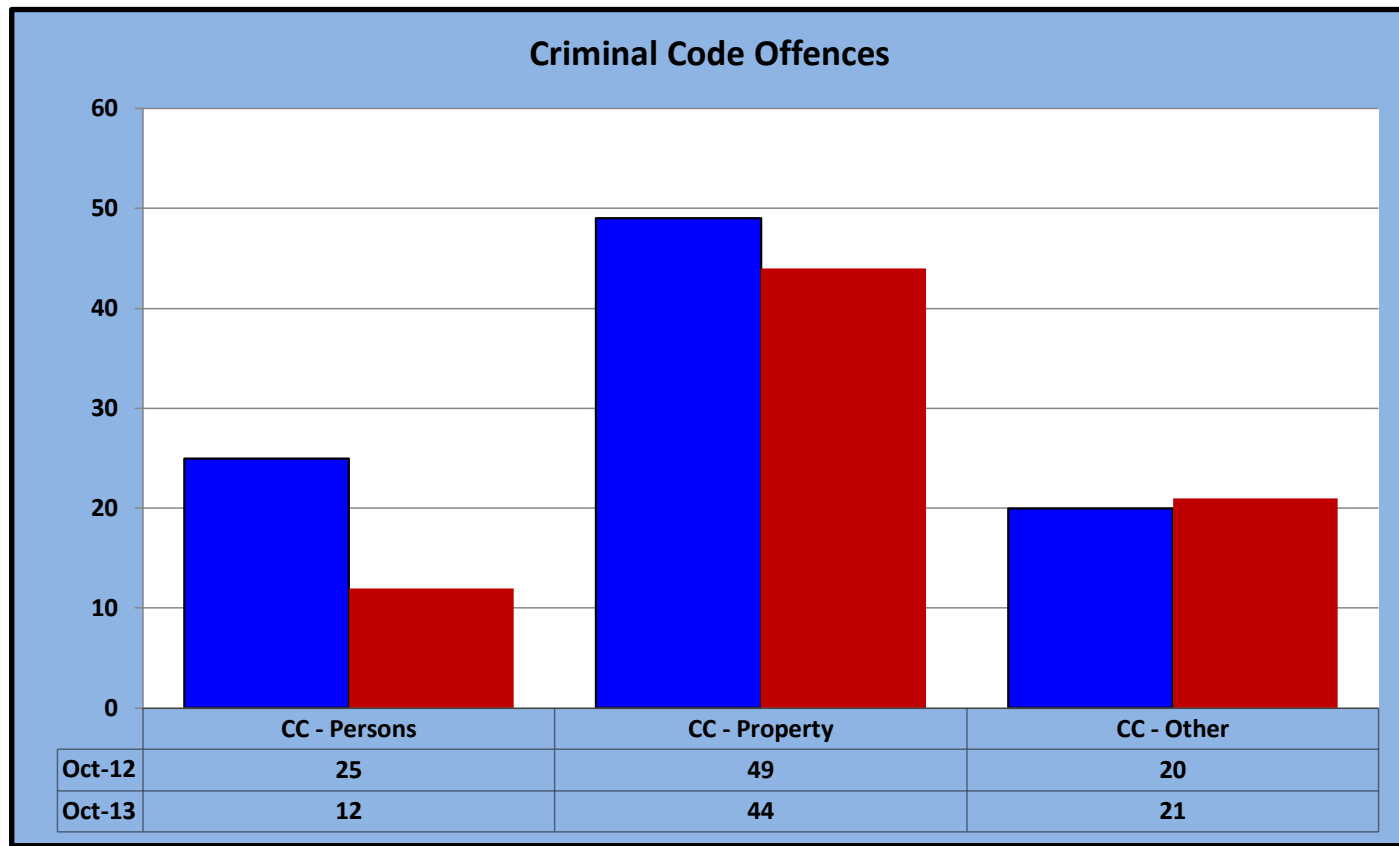
CATEGORY TOTALS	Oct-12	Oct-13	% Change
CC - Persons	25	12	-52.0%
CC - Property	49	44	-10.2%
CC - Other	20	21	5.0%
TOTAL CRIMINAL CODE	94	77	-18.1%

CLEARANCE RATES	Oct-12	Oct-13
CC - Persons	72%	92%
CC - Property	45%	16%
CC - Other	95%	76%
TOTAL CRIMINAL CODE	63%	44%

YTD Criminal Code Summary

CATEGORY TOTALS	2012 - YTD	2013 - YTD	% Change
CC - Persons	197	160	-18.8%
CC - Property	469	533	13.6%
CC - Other	222	204	-8.1%
TOTAL CRIMINAL CODE	888	897	1.0%

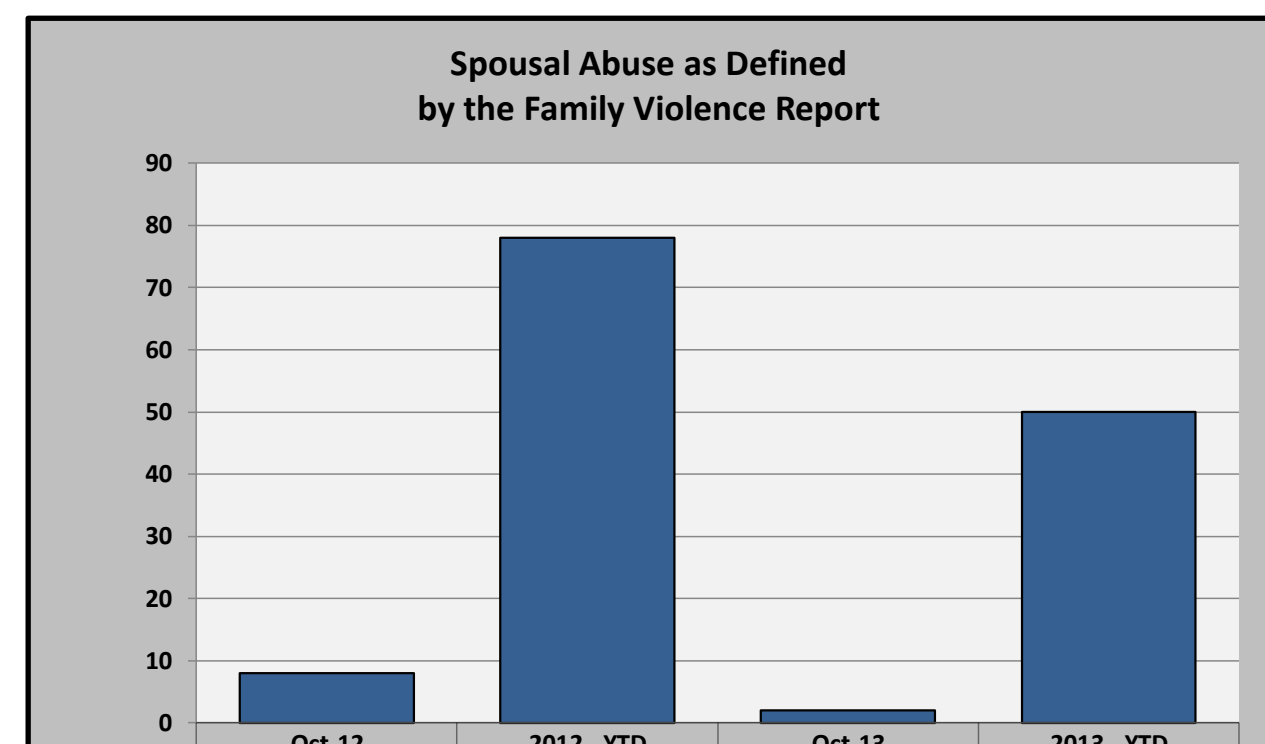
CLEARANCE RATES	2012 - YTD	2013 - YTD
CC - Persons	86%	88%
CC - Property	26%	23%
CC - Other	63%	74%
TOTAL CRIMINAL CODE	49%	46%



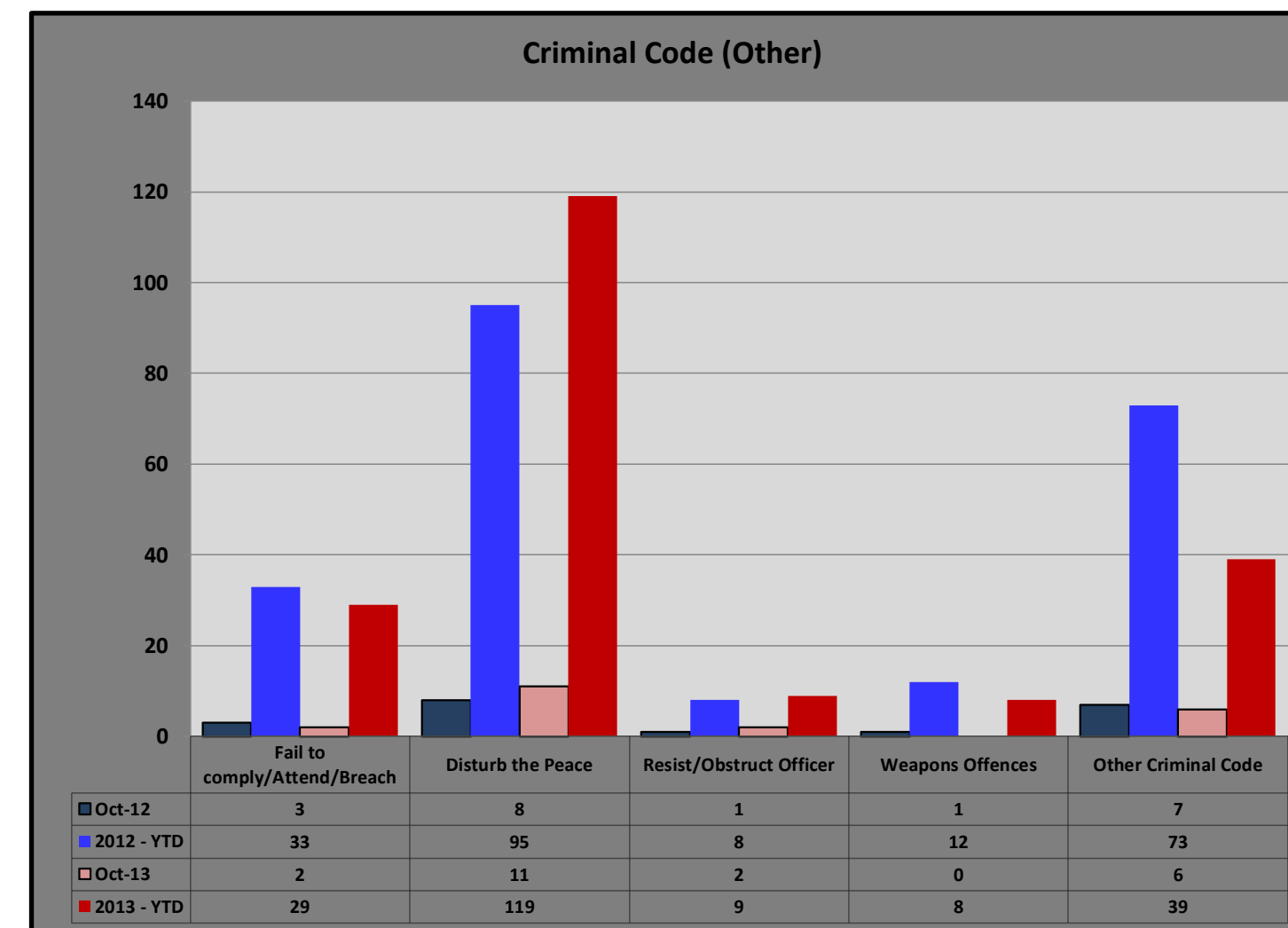
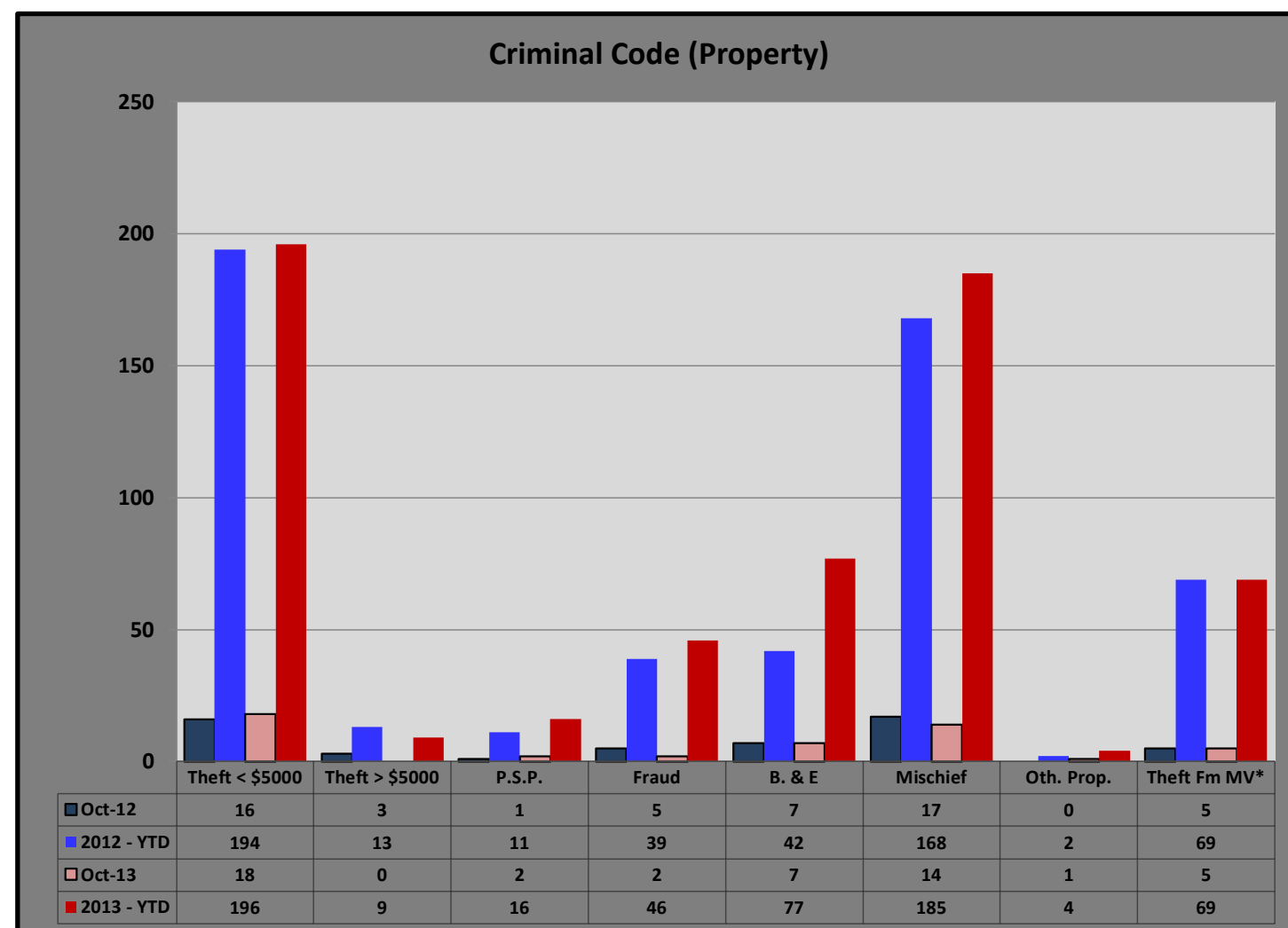
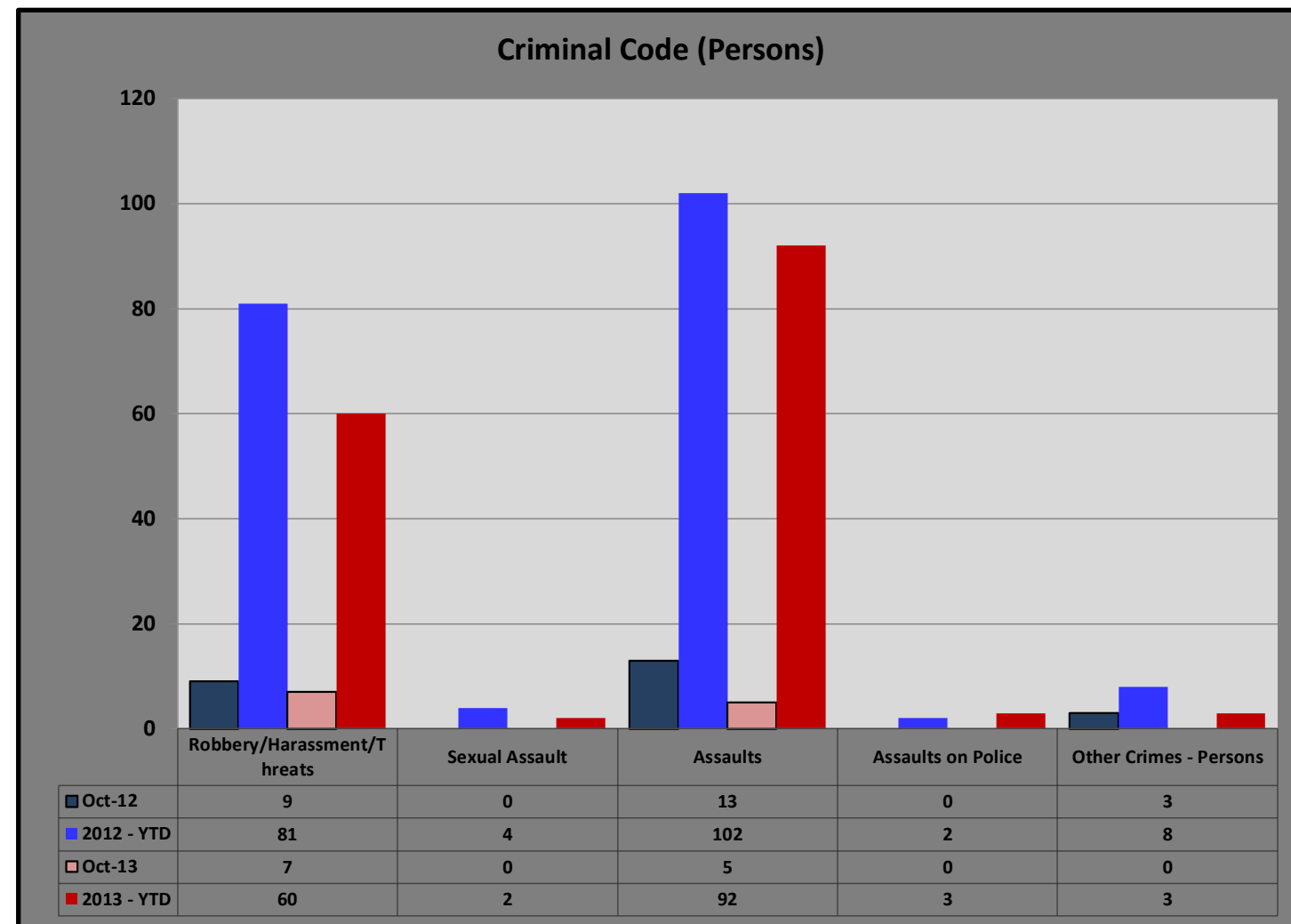
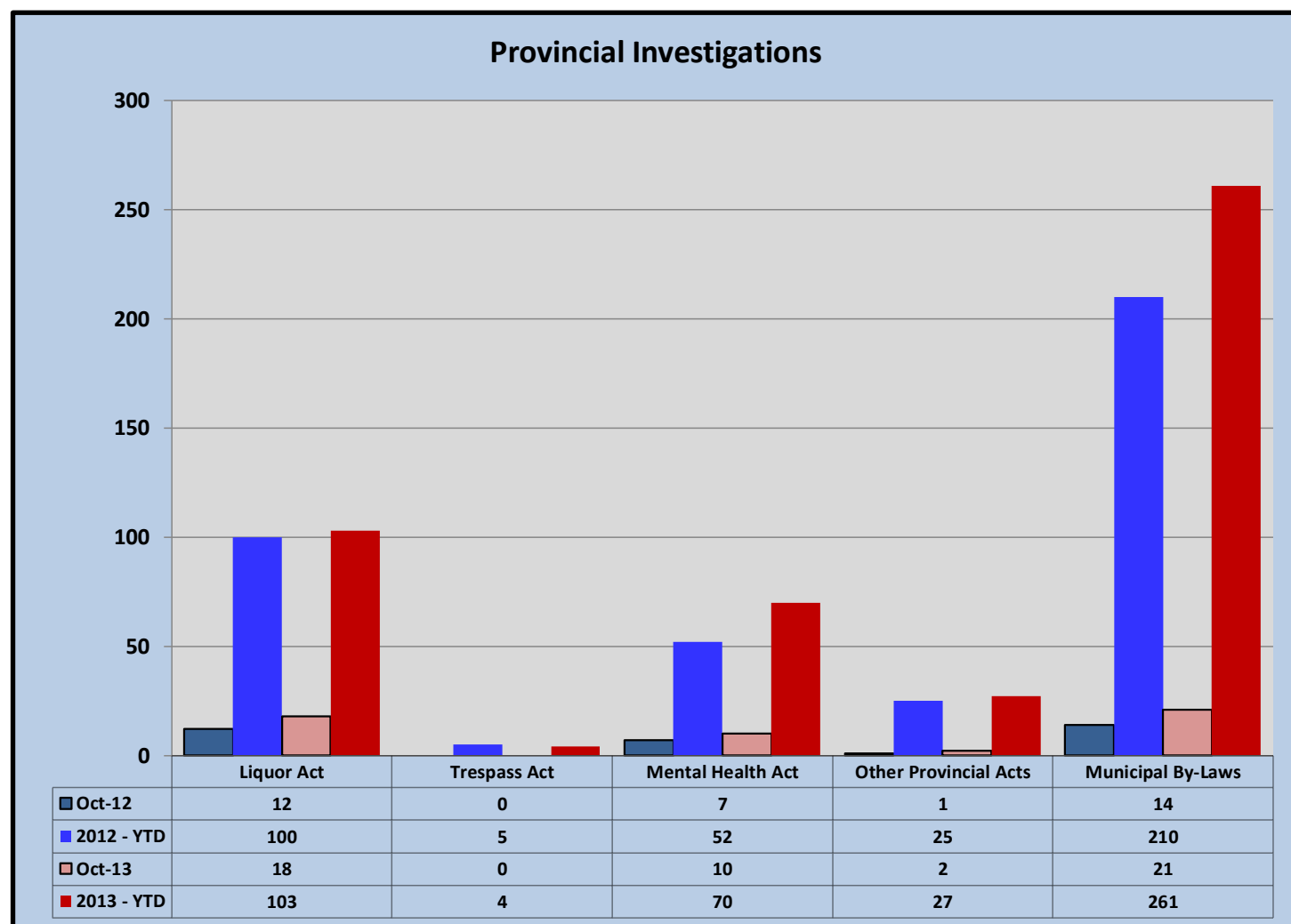
Domestic Violence Crime Data	Oct-13		Actual	Cleared by Charge	Cleared Otherwise	Clearance Rate
	Reported	Unfounded				
Spousal Abuse - Party Charged (M or F)	1	0	1	1	0	100%
Spousal Abuse - No Charges	3	2	1	0	1	100%
Spousal Abuse - as defined by FVR	4	2	2	1	2	150%
EPO - Requested			0			
EPO - Issued			0			
EPO - Denied			0			

Domestic Violence Crime Data	2013 - YTD		Actual	Cleared by Charge	Cleared Otherwise	Clearance Rate
	Reported	Unfounded				
Spousal Abuse - Party Charged (M or F)	23	0	23	23	0	100%
Spousal Abuse - No Charges	36	9	27	1	24	93%
Spousal Abuse - as defined by FVR	60	10	50	23	26	98%
EPO - Requested			0			
EPO - Issued			1			
EPO - Denied			0			

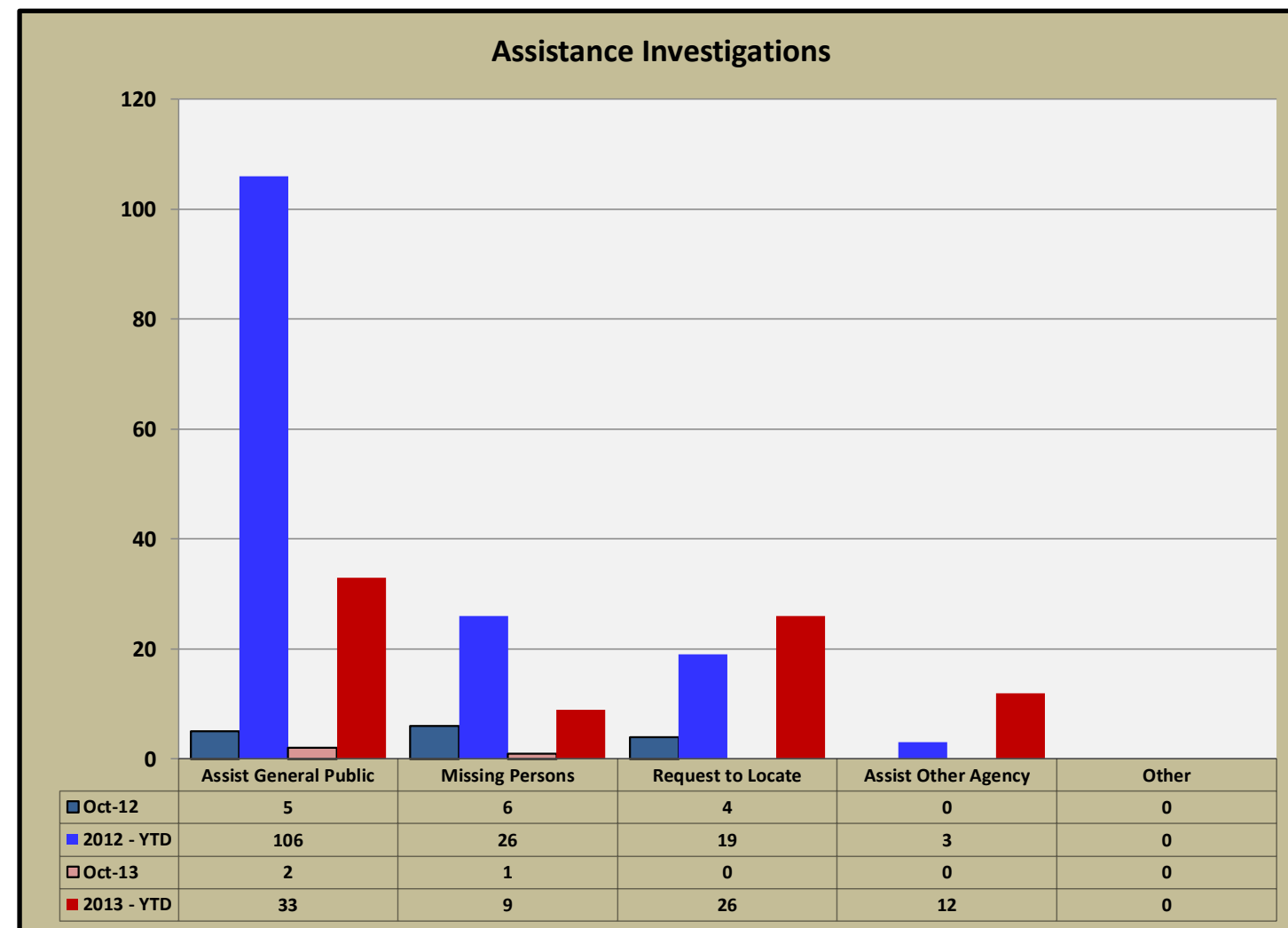
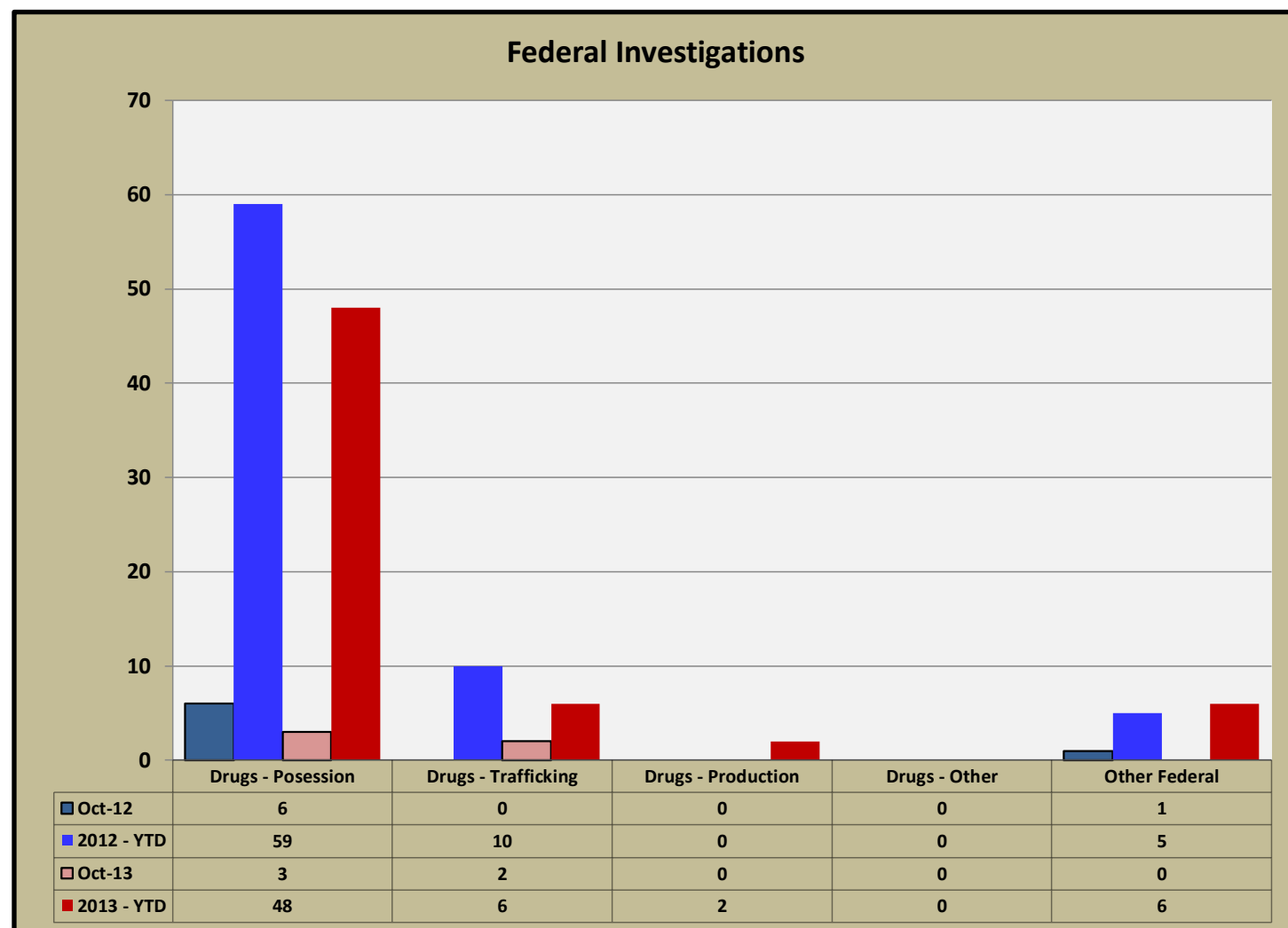
Spousal Abuse - as defined by The Family Violence Report	Oct-12	2012 - YTD	Oct-13	2013 - YTD
		8	78	2



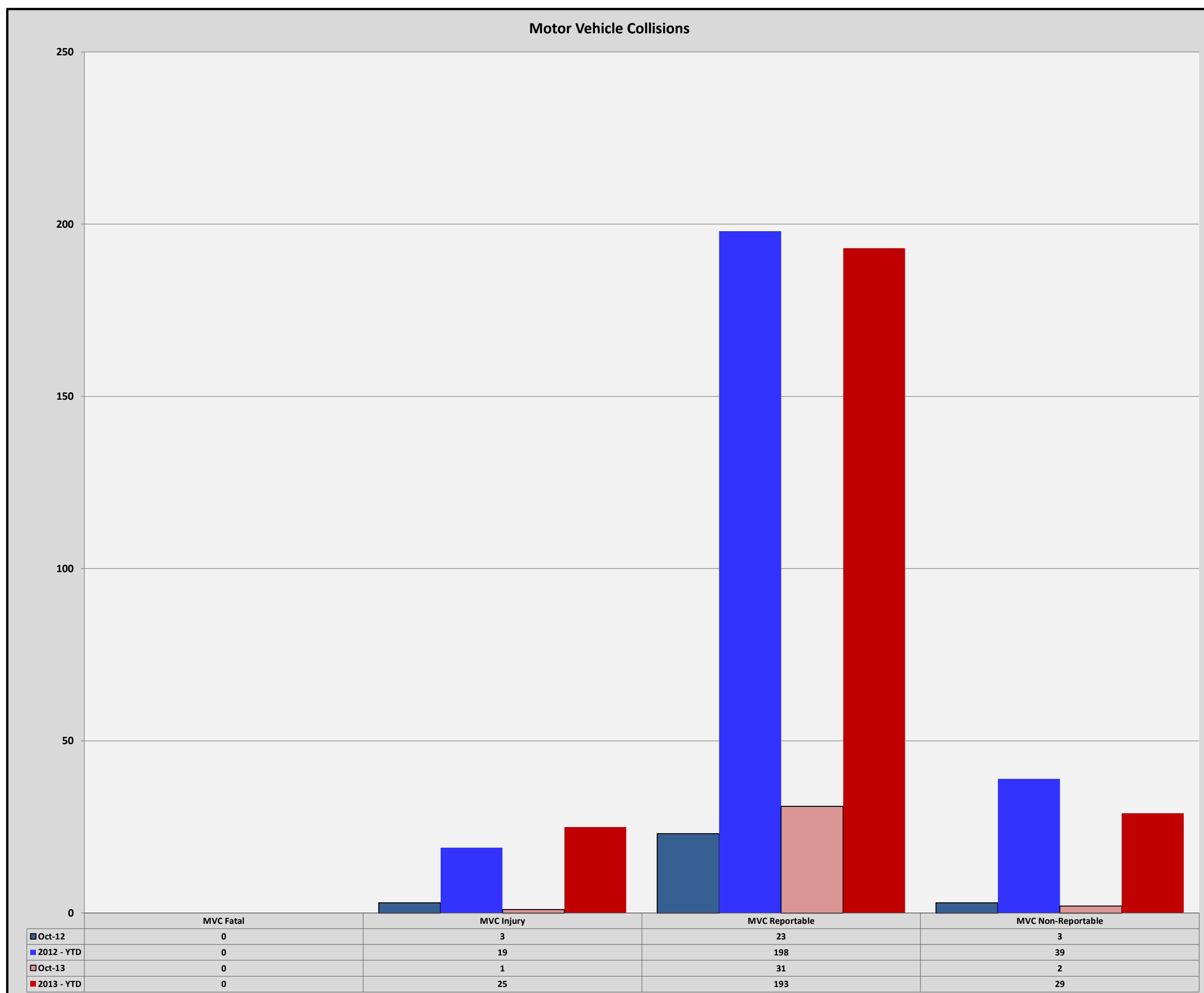
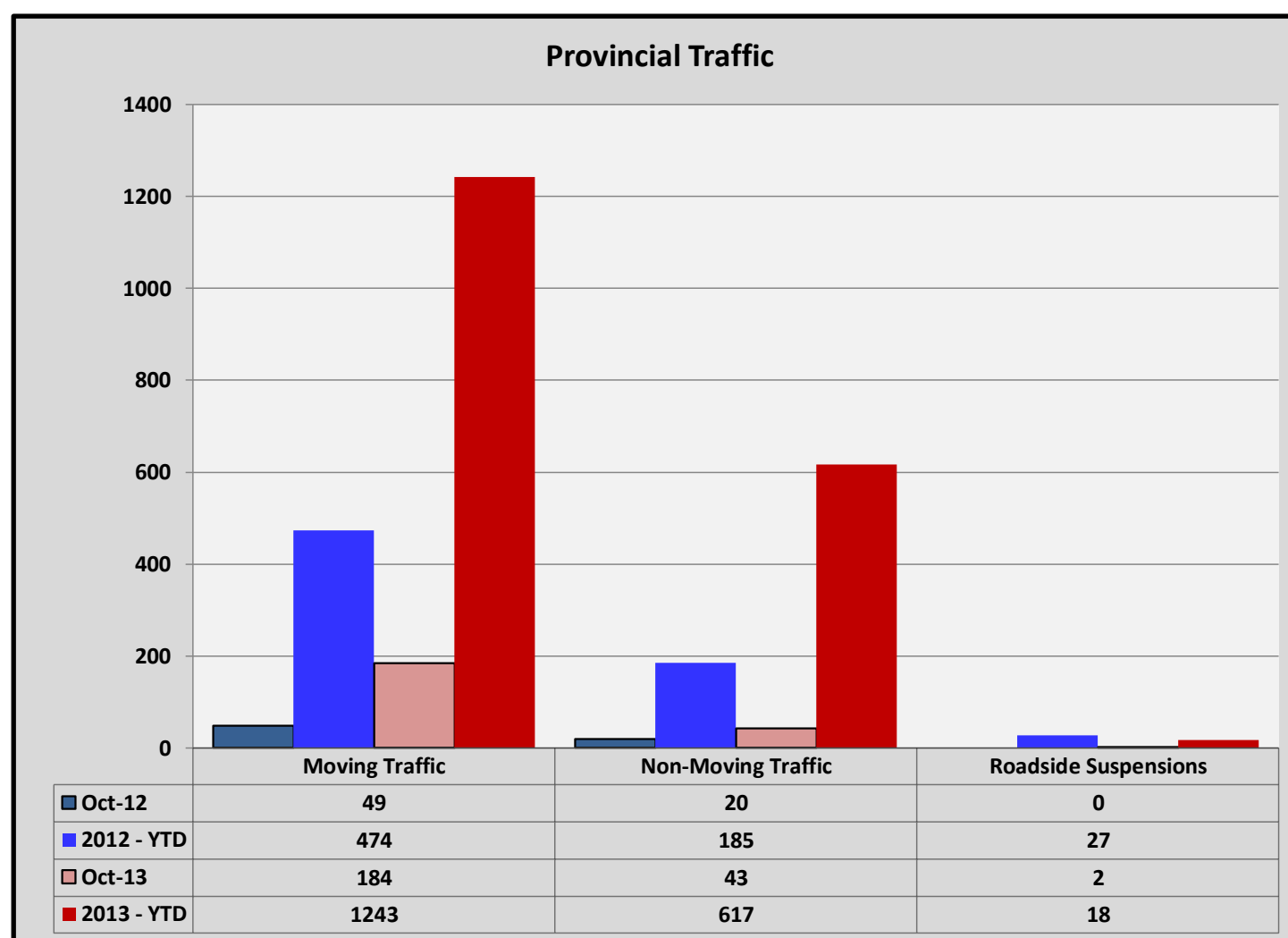
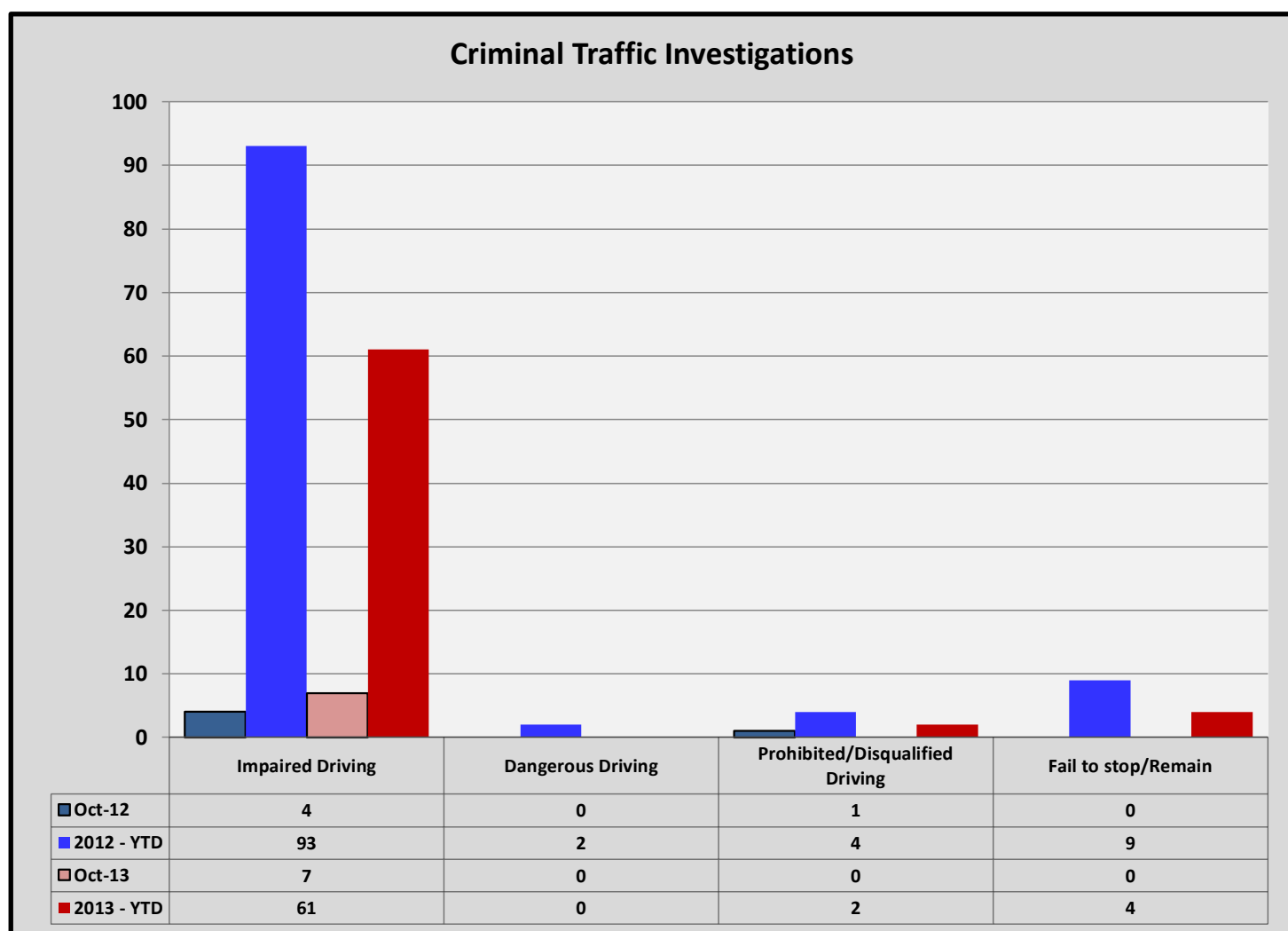
Olds Municipal Detachment
Statistical Comparison of OCT and Year to Date
Year 2012 - 2013



* This total also included in Theft Under \$5000.



Olds Municipal Detachment
 Statistical Comparison of OCT and Year to Date
 Year 2012 - 2013



Olds Municipal Detachment
Statistical Comparison of OCT and Year to Date
Year 2012 - 2013

