

**Olds Provincial Detachment
Statistical Comparison
January to October: 2011 - 2015**

November-05-15

CATEGORY	Trend	2011	2012	2013	2014	2015
Offences Related to Death		0	0	1	0	0
Robbery		3	0	1	2	1
Sexual Assaults		1	5	3	1	2
Other Sexual Offences		0	2	0	1	0
Assault		26	39	39	28	25
Kidnapping/Hostage/Abduction		1	2	0	1	1
Extortion		0	0	1	0	0
Criminal Harassment		6	19	5	4	6
Uttering Threats		16	19	21	9	13
Other Persons		0	1	0	0	1
TOTAL PERSONS		53	87	71	46	49
Break & Enter		25	24	32	22	31
Theft of Motor Vehicle		11	23	19	17	25
Theft Over \$5,000		2	7	8	2	4
Theft Under \$5,000		43	37	32	34	91
Possn Stn Goods		9	3	9	6	9
Fraud		9	15	14	7	12
Arson		0	3	1	0	2
Mischief To Property		48	58	50	45	67
TOTAL PROPERTY		147	170	165	133	241
Offensive Weapons		5	9	13	5	4
Disturbing the peace		5	5	17	11	9
OTHER CRIMINAL CODE		49	49	48	30	36
TOTAL OTHER CRIMINAL CODE		55	58	61	35	40
TOTAL CRIMINAL CODE		255	315	297	214	330

**Olds Provincial Detachment
Statistical Comparison
January to October: 2011 - 2015**

CATEGORY	Trend	2011	2012	2013	2014	2015
Drug Enforcement - Production		1	0	0	0	1
Drug Enforcement - Possession		19	13	16	9	12
Drug Enforcement - Trafficking		2	7	0	4	2
Drug Enforcement - Other		0	0	0	0	0
Total Drugs		22	20	16	13	15
Federal - General		2	4	2	2	3
TOTAL FEDERAL		24	24	18	15	18
Liquor Act		15	16	23	20	19
Other Provincial Stats		29	32	32	36	26
Total Provincial Stats		44	48	55	56	45
Municipal By-laws Traffic		3	3	1	0	0
Municipal By-laws		14	6	14	6	17
Total Municipal		17	9	15	6	17
Fatals		2	2	2	2	2
Injury MVC		22	24	42	24	20
Property Damage MVC (Reportable)		238	250	234	231	211
Property Damage MVC (Non Reportable)		37	28	32	38	16
TOTAL MVC		299	304	310	295	249
Provincial Traffic		818	962	1,601	979	678
Other Traffic		12	16	16	8	7
Criminal Code Traffic		48	68	45	41	43
Common Police Activities						
False Alarms		32	29	64	54	77
False/Abandoned 911 Call and 911 Act		41	21	38	26	30
Suspicious Person/Vehicle/Property		43	41	68	63	99
Persons Reported Missing		13	6	5	5	6
Spousal Abuse - Survey Code		N/A	29	42	30	29

**Olds Provincial Detachment
Statistical Comparison
October: 2011 - 2015**

November-05-15

CATEGORY	Trend	2011	2012	2013	2014	2015
Offences Related to Death		0	0	0	0	0
Robbery		0	0	0	0	1
Sexual Assaults		0	1	0	0	0
Other Sexual Offences		0	0	0	0	0
Assault		1	3	2	4	2
Kidnapping/Hostage/Abduction		0	1	0	1	0
Extortion		0	0	0	0	0
Criminal Harassment		1	4	1	1	1
Uttering Threats		4	1	3	2	4
Other Persons		0	0	0	0	0
TOTAL PERSONS		6	10	6	8	8
Break & Enter		2	7	3	5	0
Theft of Motor Vehicle		0	6	1	4	3
Theft Over \$5,000		0	0	0	0	1
Theft Under \$5,000		3	3	2	8	5
Possn Stn Goods		0	0	1	2	1
Fraud		0	1	0	1	1
Arson		0	1	0	0	0
Mischief To Property		15	5	7	7	5
TOTAL PROPERTY		20	23	14	27	16
Offensive Weapons		0	1	1	0	0
Disturbing the peace		1	1	2	1	0
OTHER CRIMINAL CODE		7	6	4	4	3
TOTAL OTHER CRIMINAL CODE		7	7	5	4	3
TOTAL CRIMINAL CODE		33	40	25	39	27

**Olds Provincial Detachment
Statistical Comparison
October: 2011 - 2015**

CATEGORY	Trend	2011	2012	2013	2014	2015
Drug Enforcement - Production		0	0	0	0	0
Drug Enforcement - Possession		0	2	4	0	0
Drug Enforcement - Trafficking		0	2	0	0	0
Drug Enforcement - Other		0	0	0	0	0
Total Drugs		0	4	4	0	0
Federal - General		0	1	0	0	0
TOTAL FEDERAL		0	5	4	0	0
Liquor Act		2	2	3	2	3
Other Provincial Stats		3	3	6	1	3
Total Provincial Stats		5	5	9	3	6
Municipal By-laws Traffic		0	0	0	0	0
Municipal By-laws		2	0	0	0	2
Total Municipal		2	0	0	0	2
Fatals		0	0	0	0	0
Injury MCS		2	0	1	2	1
Property Damage MVC (Reportable)		25	38	33	28	19
Property Damage MVC (Non Reportable)		2	4	3	4	0
TOTAL MVC		29	42	37	34	20
Provincial Traffic		86	88	206	73	59
Other Traffic		0	0	2	1	0
Criminal Code Traffic		9	7	3	3	3
Common Police Activities						
False Alarms		3	3	9	7	2
False/Abandoned 911 Call and 911 Act		1	2	5	0	1
Suspicious Person/Vehicle/Property		5	3	10	5	9
Persons Reported Missing		1	0	0	0	1
Spousal Abuse - Survey Code		N/A	2	5	4	5

Olds Provincial Detachment 5 Year Traffic Summary - January to October

January to October	Trend	2011	2012	2013	2014	2015
Fatals		2	2	2	2	2
Injury MVAS		22	24	42	24	20
Property Damage MVAS (Reportable)		238	250	234	231	211
Property Damage MVAS (Non Reportable)		37	28	32	38	16
Total MVC		299	304	310	295	249

January to October	Trend	2011	2012	2013	2014	2015
Impaired Operation*		27	35	16	12	19
Roadside Suspensions - alcohol related - No charge**		11	16	16	8	7
Occupant Restraint/Seatbelt Violations**		3	6	30	12	11
Speeding Violations**		187	222	439	135	64
Intersection Related Violations**		8	8	124	27	9
Driving without Due Care or Attention*		14	21	8	15	9
Other Moving Traffic*		309	329	413	166	85
Other Non-Moving Violation**		135	166	203	179	111
Other CC Traffic***		6	10	8	4	6

*include "Cleared by Charge" and "Cleared Other" **"Actual" ***"Reported"

Olds Provincial Detachment 5 Year Traffic Summary - Month of October

October	Trend	2011	2012	2013	2014	2015
Fatals		0	0	0	0	0
Injury MVAS		2	0	1	2	1
Property Damage MVAS (Reportable)		25	38	33	28	19
Property Damage MVAS (Non Reportable)		2	4	3	4	0
Total MVC		29	42	37	34	20

October	Trend	2011	2012	2013	2014	2015
Impaired Operation*		3	4	1	1	2
Roadside Suspensions - alcohol related - No charge**		0	0	2	1	0
Occupant Restraint/Seatbelt Violations**		0	1	1	2	2
Speeding Violations**		20	17	50	10	4
Intersection Related Violations**		1	1	42	1	0
Driving without Due Care or Attention*		0	1	0	1	0
Other Moving Traffic*		22	29	49	18	14
Other Non-Moving Violation**		17	18	19	6	8
Other CC Traffic***		2	2	0	0	1

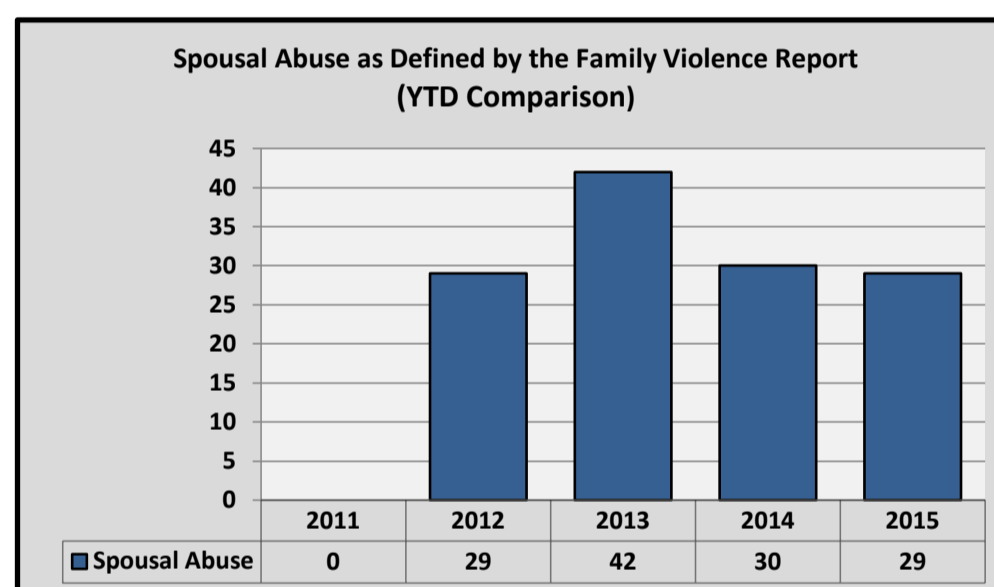
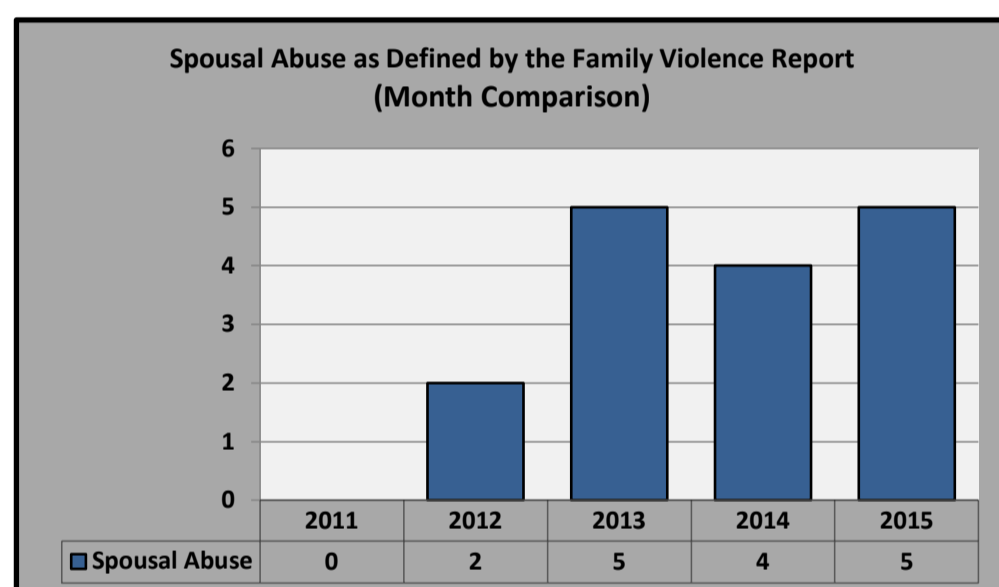
*include "Cleared by Charge" and "Cleared Other" **"Actual" ***"Reported"

**Olds Provincial Detachment
Statistical Comparison
January to October: 2011 - 2015**

Domestic Violence Crime Data	October, 2015			January - October, 2015		
	Reported	Unfounded	Actual	Reported	Unfounded	Actual
PROS Category						
Spousal Abuse - Party Charged (M or F)	2	0	2	9	0	9
Spousal Abuse - No Charges	4	2	2	23	9	14
Spousal Abuse - as defined by FVR	7	2	5	38	9	29
EPO - Requested			0			0
EPO - Issued			0			0
EPO - Denied			0			0

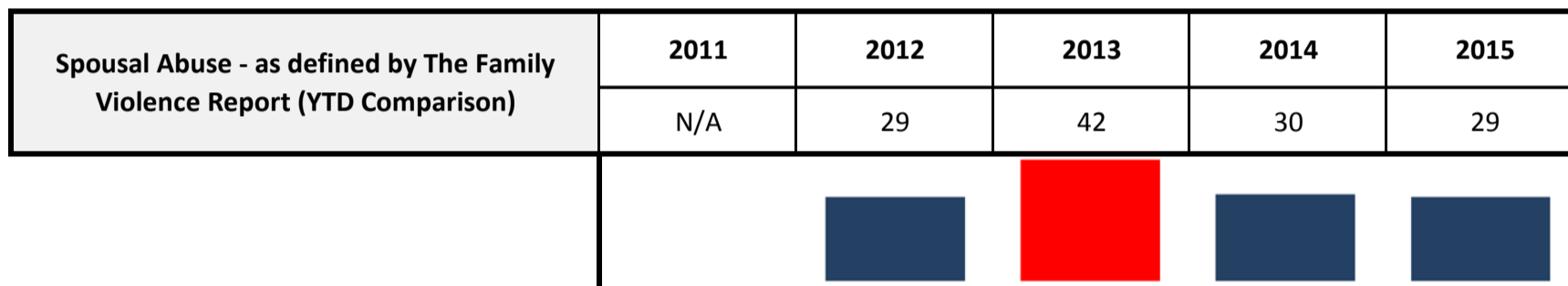
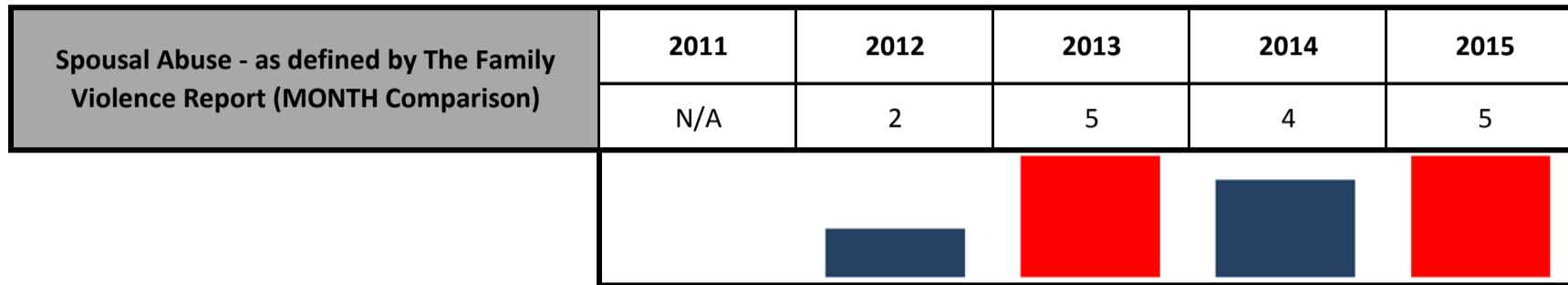
Spousal Abuse - as defined by The Family Violence Report (MONTH Comparison)	2011	2012	2013	2014	2015	% Change 2011-2015
		N/A	2	5	4	5

Spousal Abuse - as defined by The Family Violence Report (YTD Comparison)	2011	2012	2013	2014	2015	% Change 2011-2015
		N/A	29	42	30	29



**Olds Provincial Detachment
Statistical Comparison
January to October: 2011 - 2015**

Domestic Violence Crime Data	October, 2015			January - October, 2015		
	Reported	Unfounded	Actual	Reported	Unfounded	Actual
Spousal Abuse - Party Charged (M or F)	2	0	2	9	0	9
Spousal Abuse - No Charges	4	2	2	23	9	14
Spousal Abuse - as defined by FVR	7	2	5	38	9	29



Spousal Abuse (Month)	
Year	% Change
2011-2012	N/A
2012-2013	150%
2013-2014	-20%
2014-2015	25%

Spousal Abuse (YTD)	
Year	% Change
2011-2012	N/A
2012-2013	45%
2013-2014	-29%
2014-2015	-3%

