

Olds Provincial Detachment
Statistical Comparison of SEP and Year to Date
Year 2012 - 2013

Wednesday, October 09, 2013

CATEGORY	2012		2013		% Change	
	Sep/12	YTD	Sep/13	YTD	SEP	YTD
1 Homicide	0	0	0	0	0.0%	0.0%
2 Offences Related to Death	0	0	0	0	0.0%	0.0%
3 Robbery	0	0	0	1	0.0%	100.0%
4 Sexual Assaults	0	3	0	3	0.0%	0.0%
5 Other Sexual Offences	0	2	0	0	0.0%	-100.0%
6 Assault	6	37	13	38	116.7%	2.7%
7 Kidnapping/Hostage/Abduction	0	1	0	0	0.0%	-100.0%
8 Extortion	0	0	0	1	0.0%	100.0%
9 Criminal Harassment	0	15	0	5	0.0%	-66.7%
10 Uttering Threats	0	17	4	18	400.0%	5.9%
11 Other Persons	1	1	0	0	-100.0%	-100.0%
TOTAL PERSONS	7	76	17	66	142.9%	-13.2%
12 Break & Enter	5	18	2	31	-60.0%	72.2%
13 Theft of Motor Vehicle	3	16	3	20	0.0%	25.0%
14 Theft Over	1	7	1	8	0.0%	14.3%
15 Theft Under	2	32	1	30	-50.0%	-6.3%
16 Possn Stn Goods	0	3	0	8	0.0%	166.7%
17 Fraud	3	14	1	11	-66.7%	-21.4%
18 Arson	0	2	0	1	0.0%	-50.0%
19 Mischief To Property	14	53	5	42	-64.3%	-20.8%
TOTAL PROPERTY	28	145	13	151	-53.6%	4.1%
20 Offensive Weapons	0	9	1	12	100.0%	33.3%
21 Disturbing the peace	1	4	1	15	0.0%	275.0%
OTHER CRIMINAL CODE	4	41	5	28	25.0%	-31.7%
TOTAL OTHER CRIMINAL CODE	5	54	7	55	40.0%	1.9%
TOTAL CRIMINAL CODE	40	275	37	272	-7.5%	-1.1%
23 Drug Enforcement - Production	0	0	0	0	0.0%	0.0%
24 Drug Enforcement - Possession	0	12	4	11	400.0%	-8.3%
25 Drug Enforcement - Trafficking	0	5	0	0	0.0%	-100.0%
26 Drug Enforcement - Other	0	0	0	0	0.0%	0.0%
Total Drugs	0	17	4	11	400.0%	-35.3%
27 Federal - General	1	4	0	2	-100.0%	-50.0%
TOTAL FEDERAL	1	21	4	13	300.0%	-38.1%
28 Liquor Act	1	15	3	20	200.0%	33.3%
29 Other Provincial Stats	1	29	3	21	200.0%	-27.6%
Total Provincial Stats	2	44	6	41	200.0%	-6.8%
30 Municipal By-laws Traffic	2	3	0	1	-100.0%	-66.7%
31 Municipal By-laws	1	6	0	14	-100.0%	133.3%
Total Municipal	3	9	0	15	-100.0%	66.7%
32 Fatales	0	2	1	2	100.0%	0.0%
33 Injury MVAS	2	24	4	41	100.0%	70.8%
34 Property Damage MVAS (Reportable)	21	212	24	200	14.3%	-5.7%
35 Property Damage MVAS (Non Reportable)	0	24	3	27	300.0%	12.5%
TOTAL MVAS	23	262	32	270	39.1%	3.1%
36 Provincial Traffic	93	876	157	1364	68.8%	55.7%
37 Other Traffic	0	16	4	13	400.0%	-18.8%
38 Criminal Code Traffic	5	61	8	43	60.0%	-29.5%
Common Police Activities	A	B	C	D	E	F
39 False Alarms	3	26	11	55	266.7%	111.5%
40 False/Abandoned 911 Call	3	19	3	33	0.0%	73.7%
41 Prisoners Held	2	52	3	40	50.0%	-23.1%
42 Written Traffic Warnings	0	3	0	0	0.0%	-100.0%
43 Index Checks	38	262	42	351	10.5%	34.0%
44 Fingerprints taken for Public	0	0	0	0	0.0%	0.0%
45 Persons Reported Missing	2	6	0	4	-100.0%	-33.3%
46 Request to Locate	1	4	1	8	0.0%	100.0%
47 Abandoned Vehicles	9	33	2	35	-77.8%	6.1%
48 VSU Accepted	7	18	2	22	-71.4%	22.2%
49 VSU Declined	7	76	20	83	185.7%	9.2%
50 VSU Requested but not Avail.	0	0	0	0	0.0%	0.0%
51 VSU Proactive Referral	0	1	2	2	200.0%	100.0%

Olds Provincial Detachment
Statistical Comparison of SEP and Year to Date
Year 2012 - 2013

SEP Criminal Code Summary

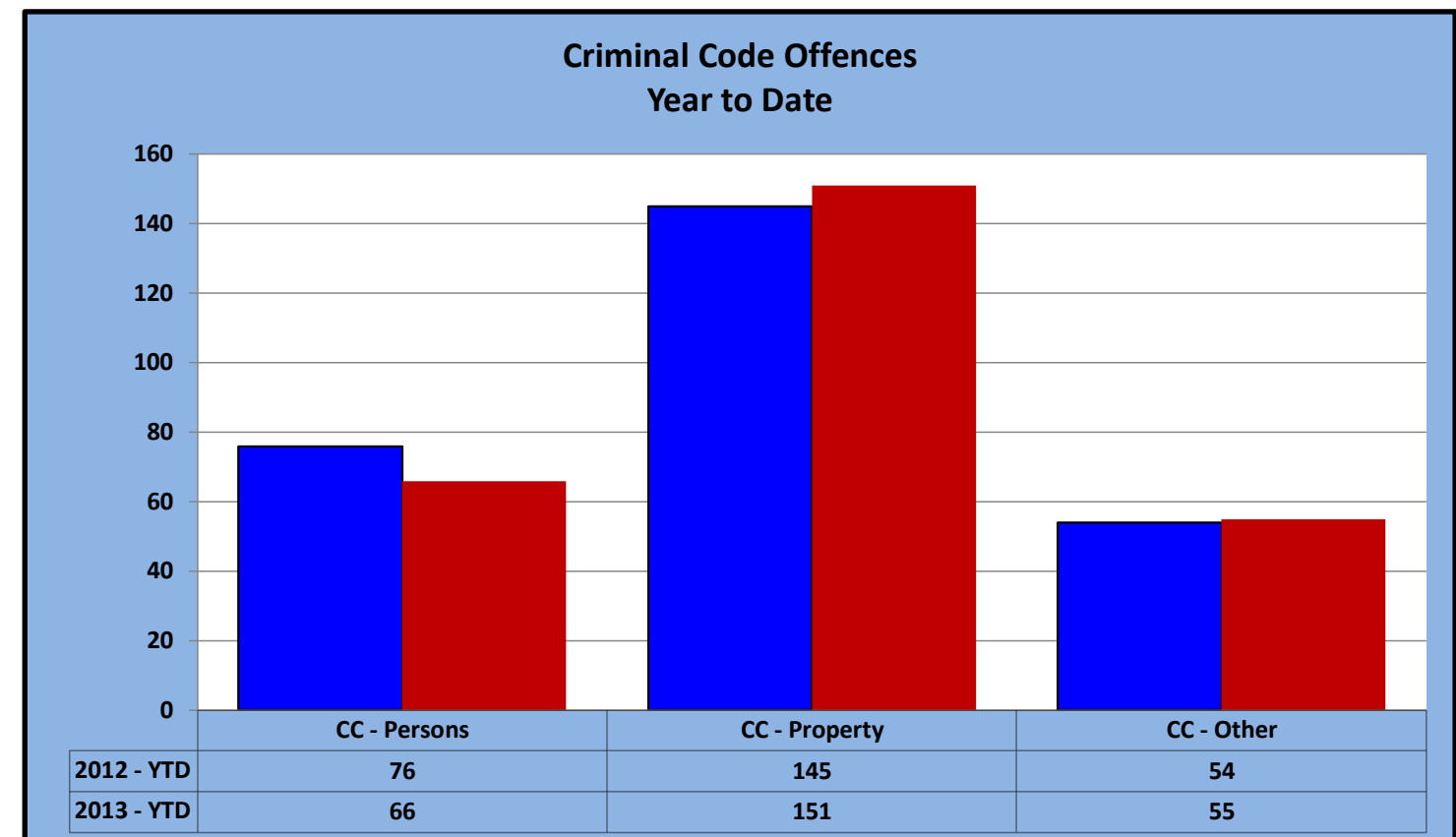
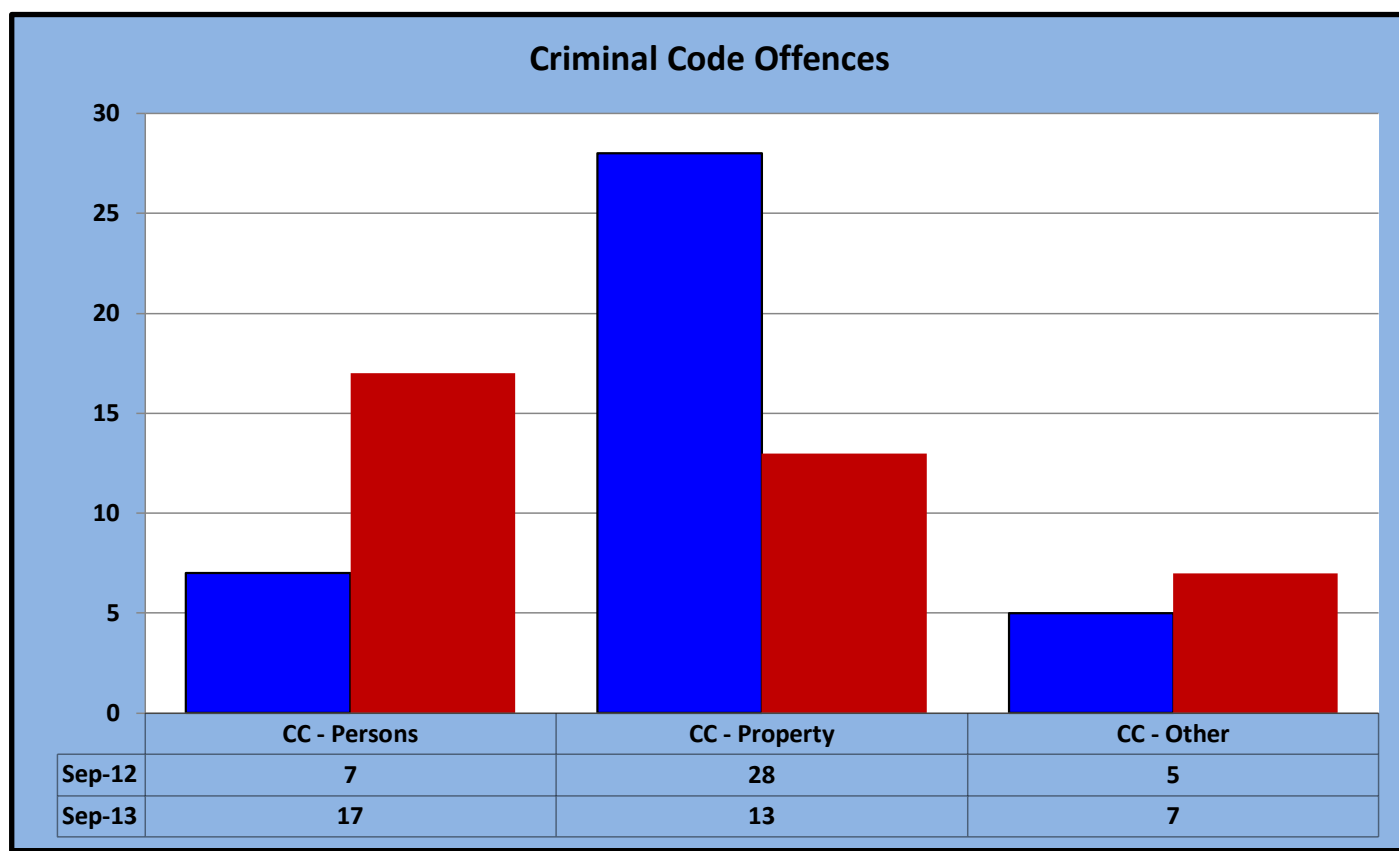
CATEGORY TOTALS	Sep-12	Sep-13	% Change
CC - Persons	7	17	142.9%
CC - Property	28	13	-53.6%
CC - Other	5	7	40.0%
TOTAL CRIMINAL CODE	40	37	-7.5%

CLEARANCE RATES	Sep-12	Sep-13
CC - Persons	86%	82%
CC - Property	11%	23%
CC - Other	60%	71%
TOTAL CRIMINAL CODE	30%	59%

YTD Criminal Code Summary

CATEGORY TOTALS	2012 - YTD	2013 - YTD	% Change
CC - Persons	76	66	-13.2%
CC - Property	145	151	4.1%
CC - Other	54	55	1.9%
TOTAL CRIMINAL CODE	275	272	-1.1%

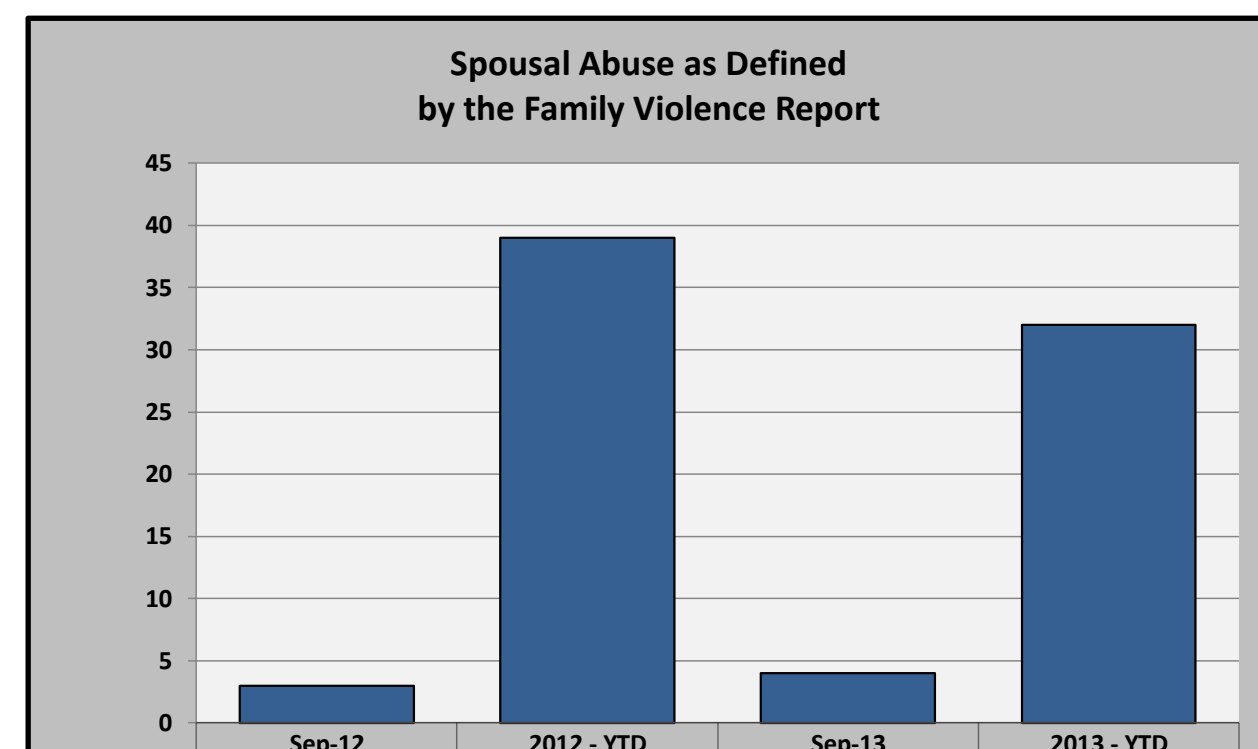
CLEARANCE RATES	2012 - YTD	2013 - YTD
CC - Persons	91%	91%
CC - Property	18%	17%
CC - Other	80%	82%
TOTAL CRIMINAL CODE	50%	48%



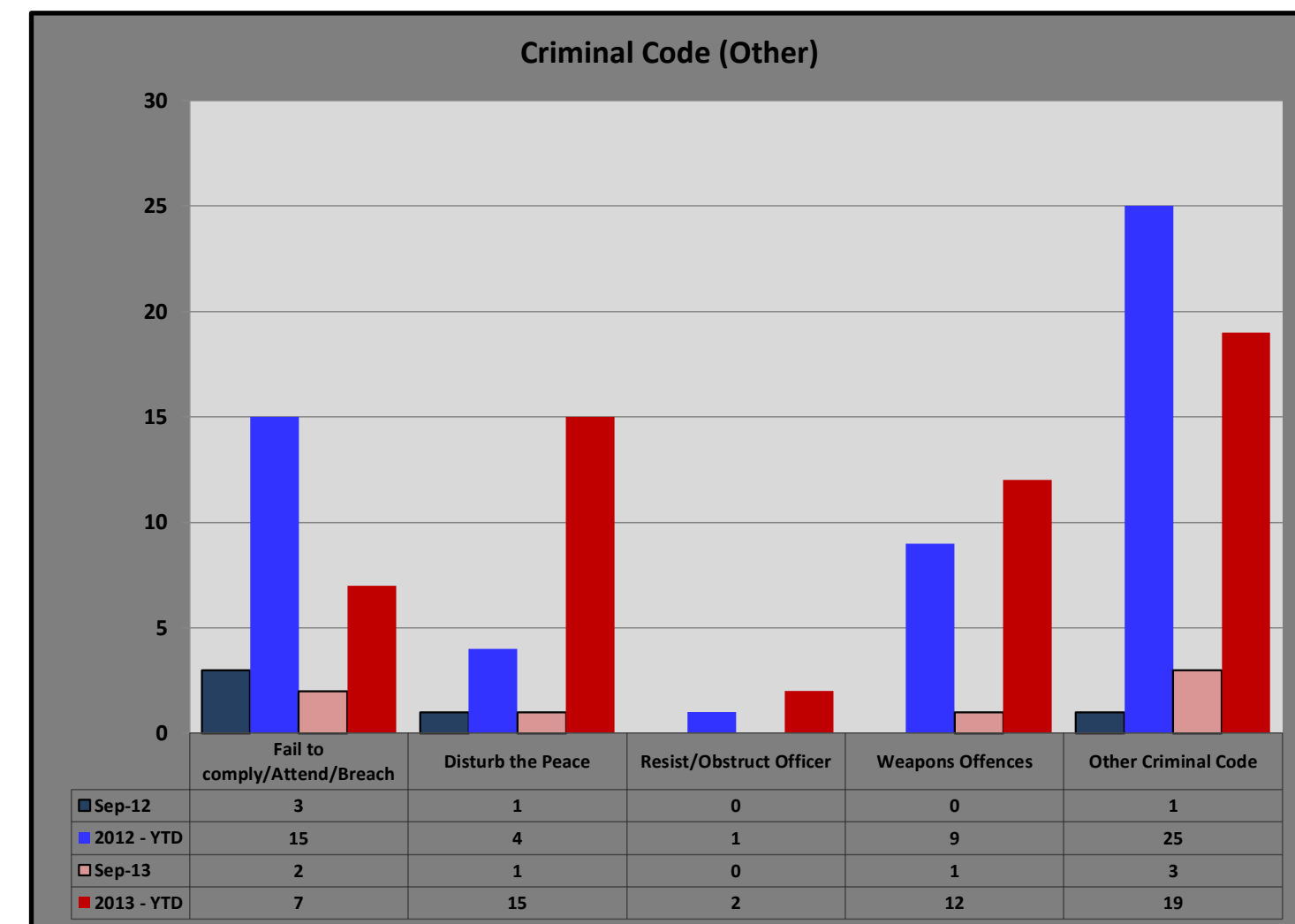
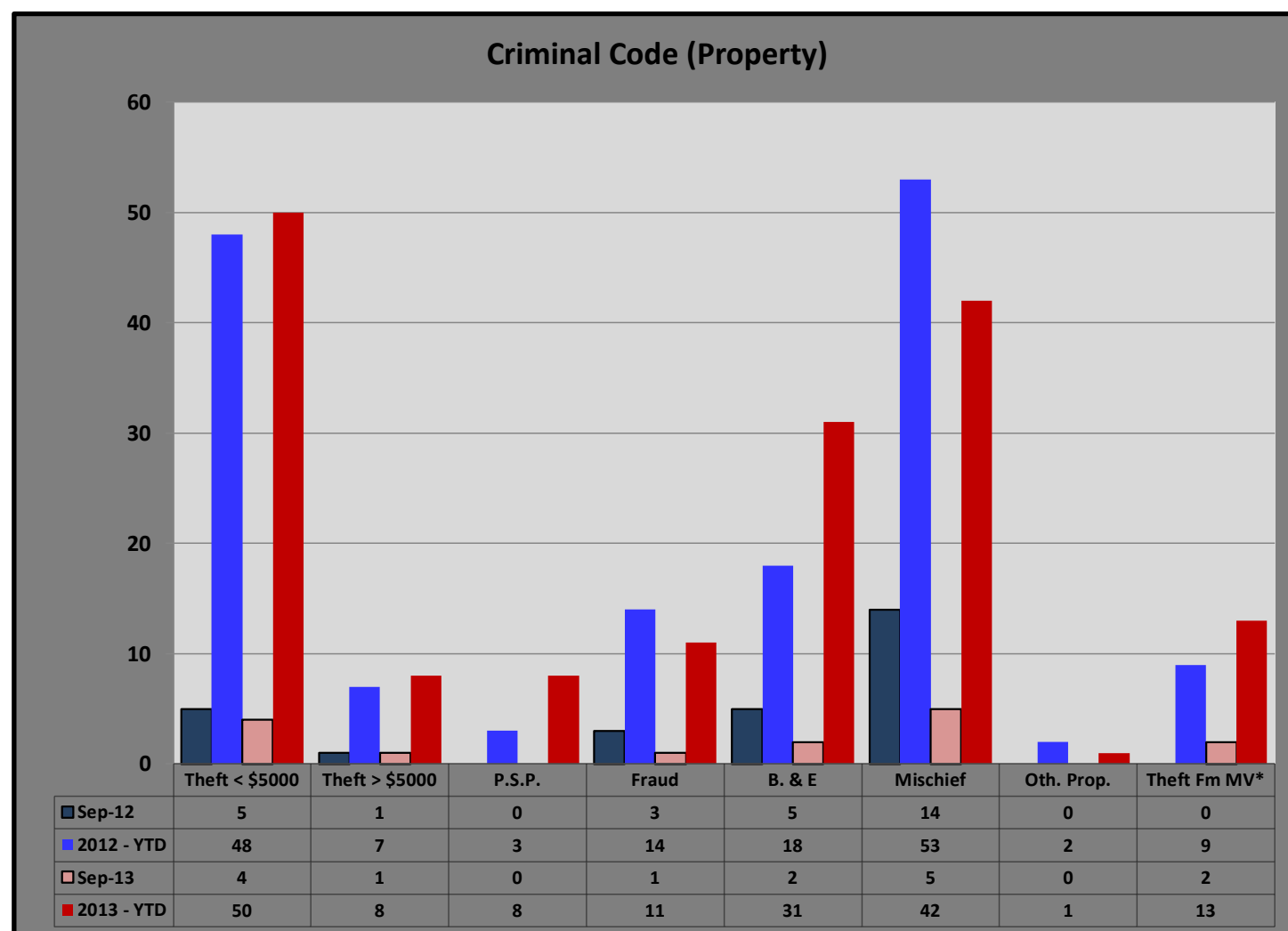
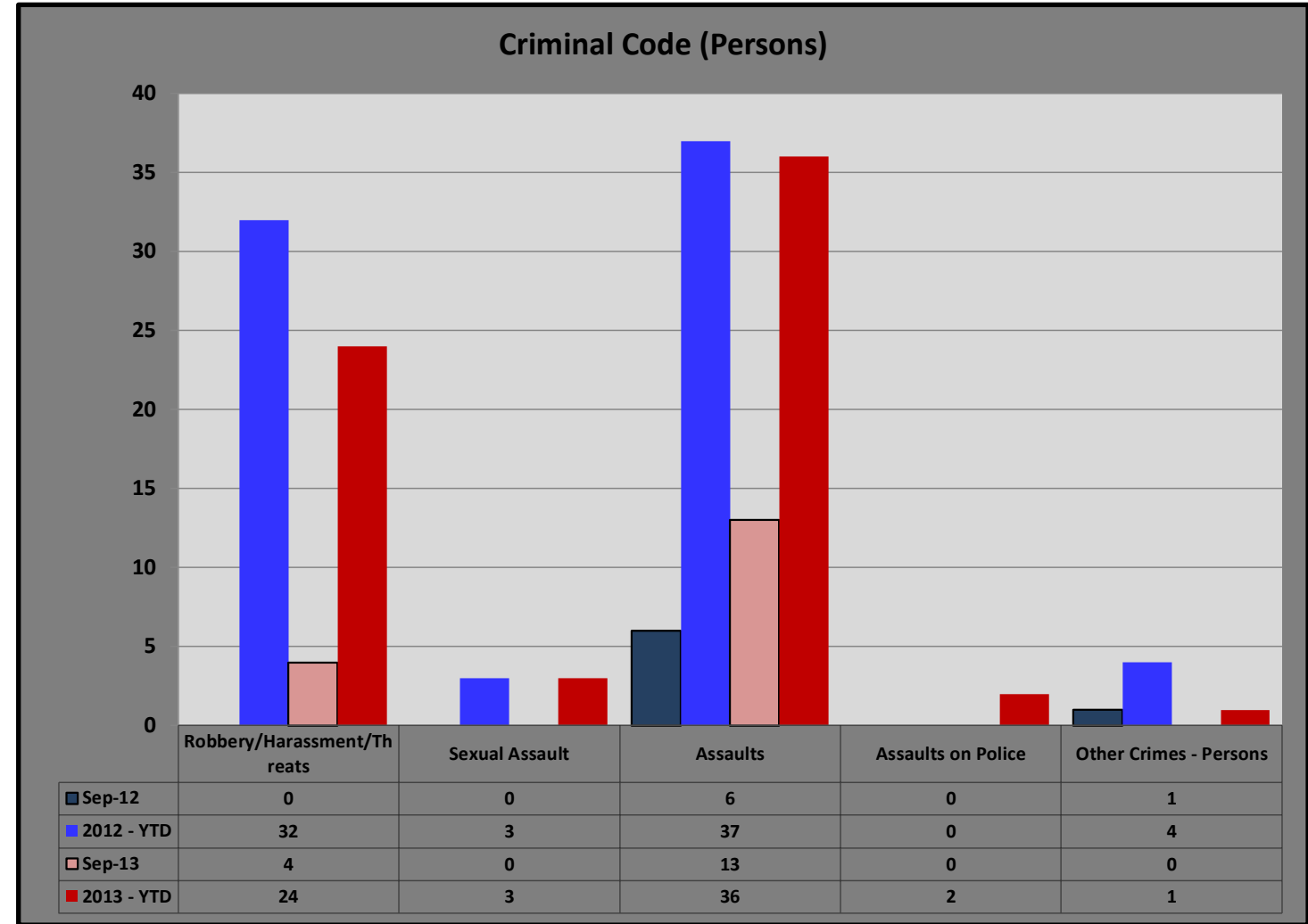
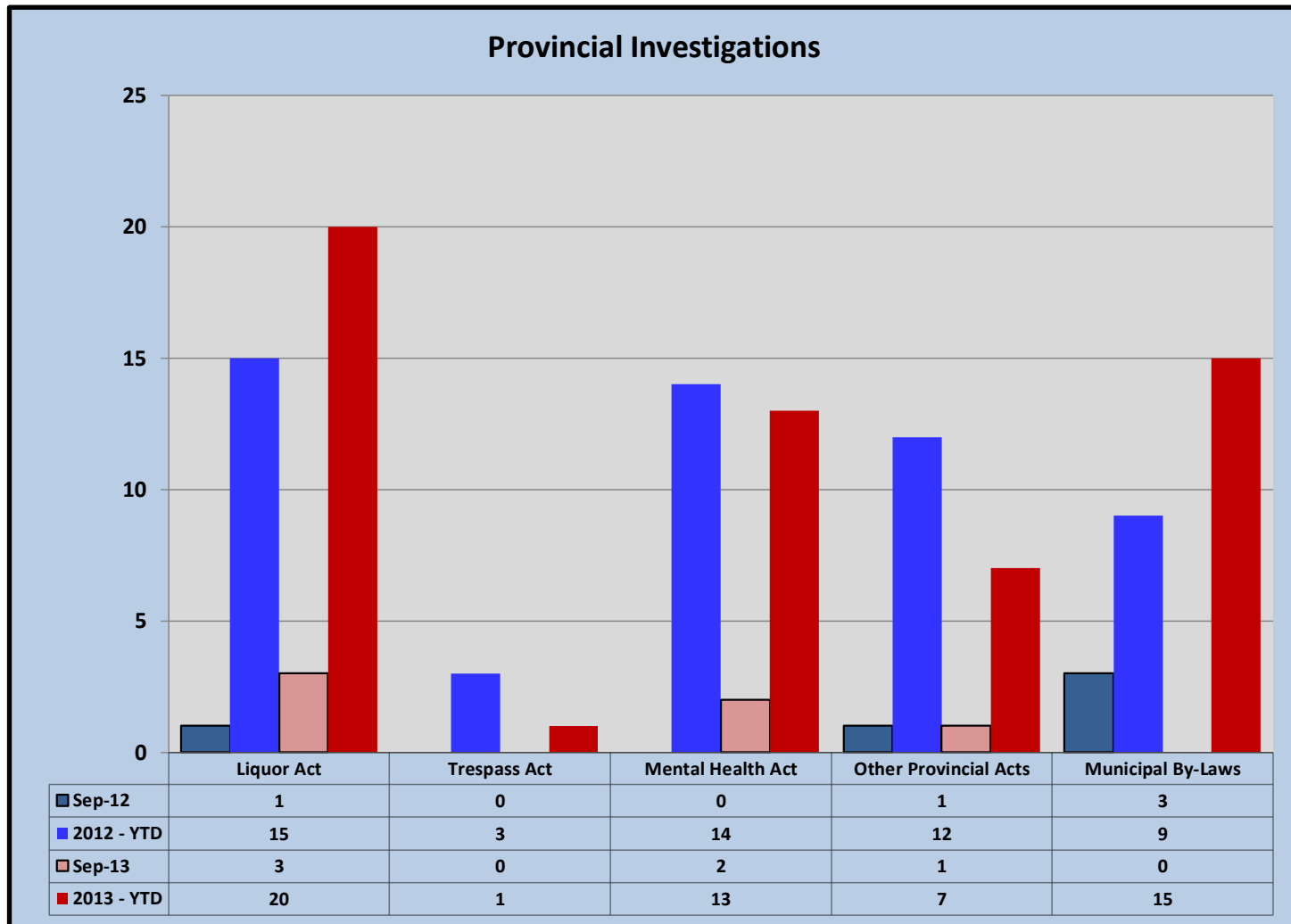
Domestic Violence Crime Data	Sep-13					
	Reported	Unfounded	Actual	Cleared by Charge	Cleared Otherwise	Clearance Rate
Spousal Abuse - Party Charged (M or F)	4	0	4	4	0	100%
Spousal Abuse - No Charges	1	1	0	0	0	0%
Spousal Abuse - as defined by FVR	6	2	4	4	0	100%
EPO - Requested			0			
EPO - Issued			0			
EPO - Denied			0			

Domestic Violence Crime Data	2013 - YTD					
	Reported	Unfounded	Actual	Cleared by Charge	Cleared Otherwise	Clearance Rate
Spousal Abuse - Party Charged (M or F)	16	0	16	16	0	100%
Spousal Abuse - No Charges	24	8	16	1	12	81%
Spousal Abuse - as defined by FVR	41	9	32	18	13	97%
EPO - Requested			0			
EPO - Issued			3			
EPO - Denied			0			

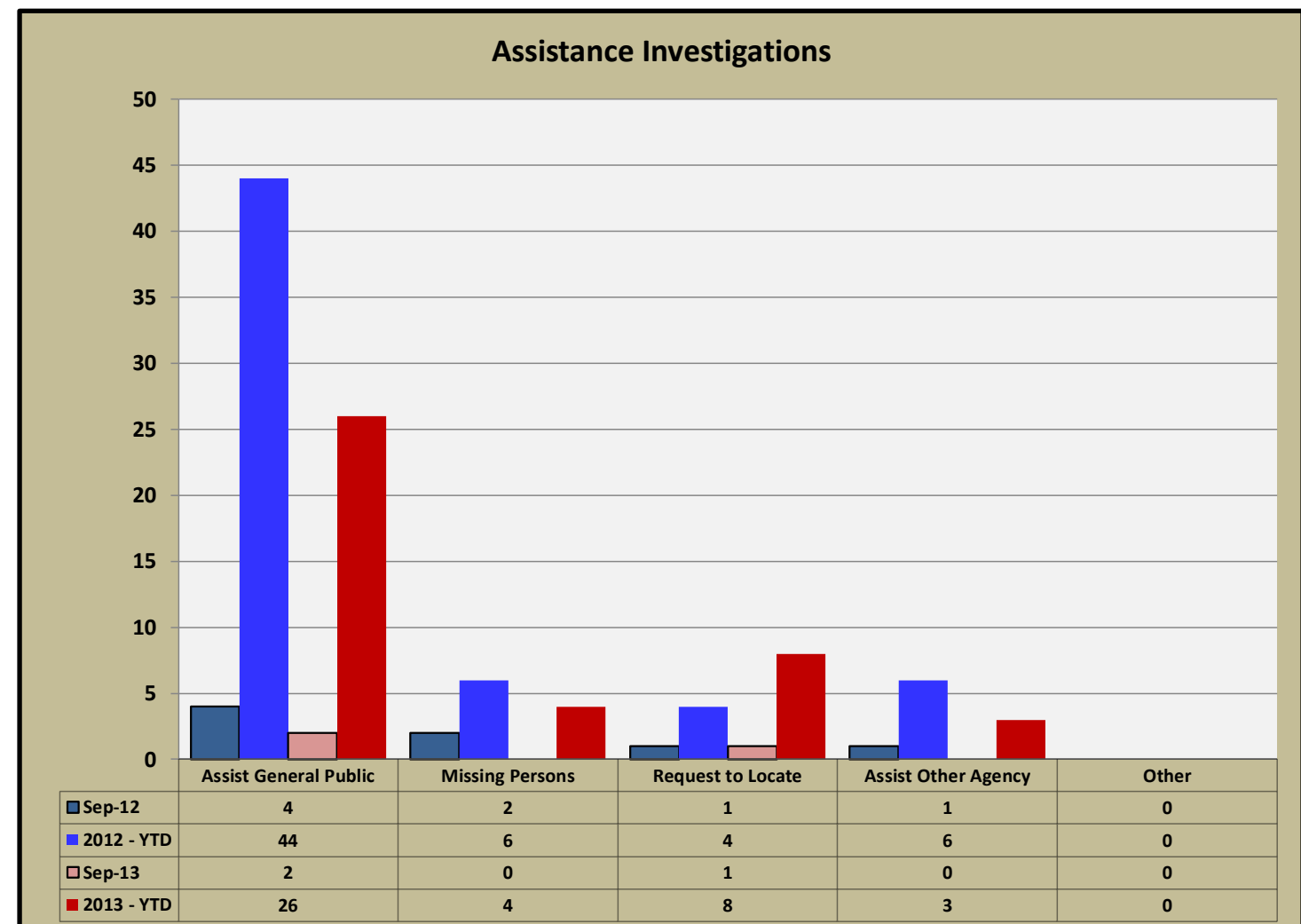
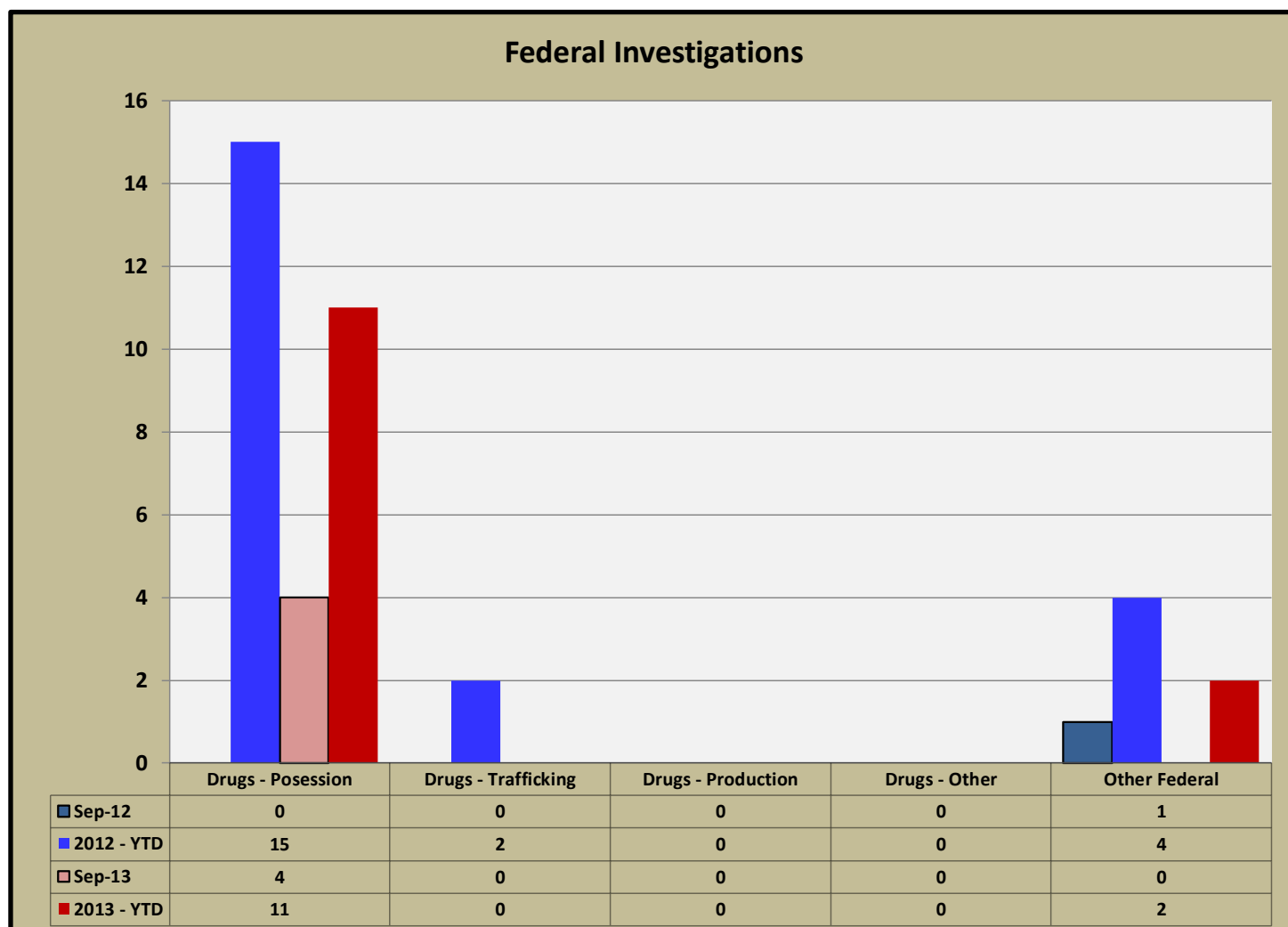
Spousal Abuse - as defined by The Family Violence Report	Sep-12	2012 - YTD	Sep-13	2013 - YTD
		3	39	4



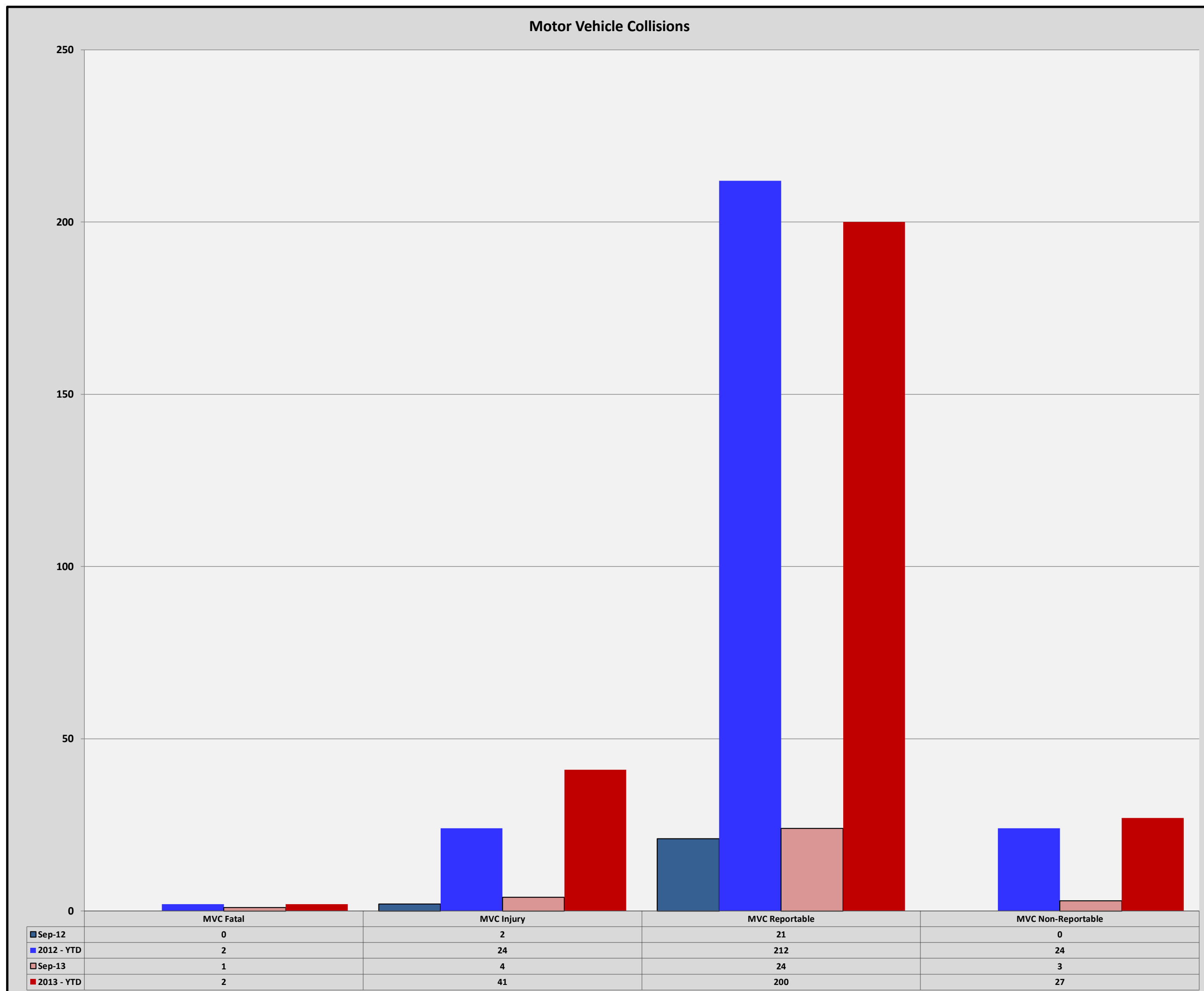
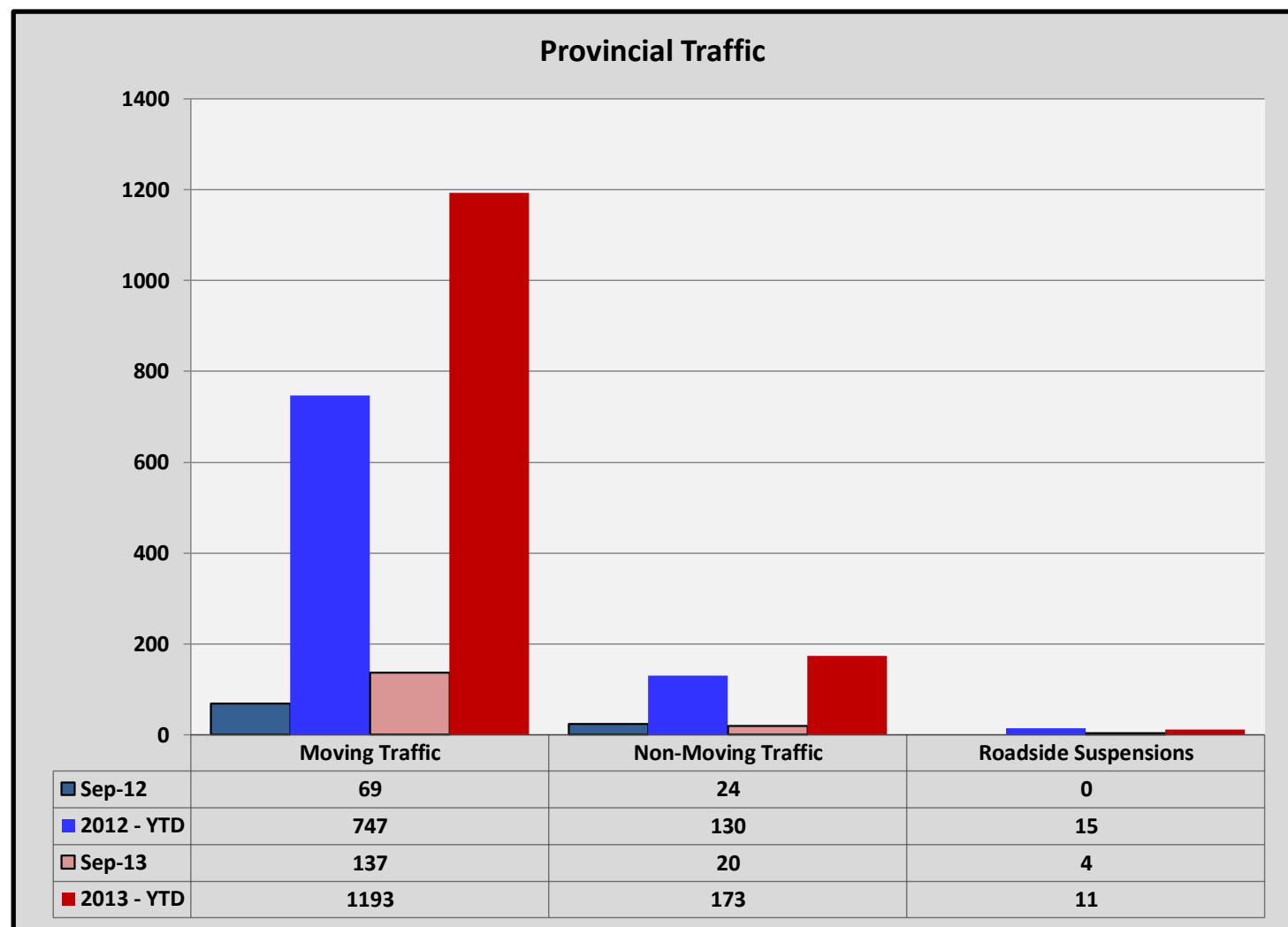
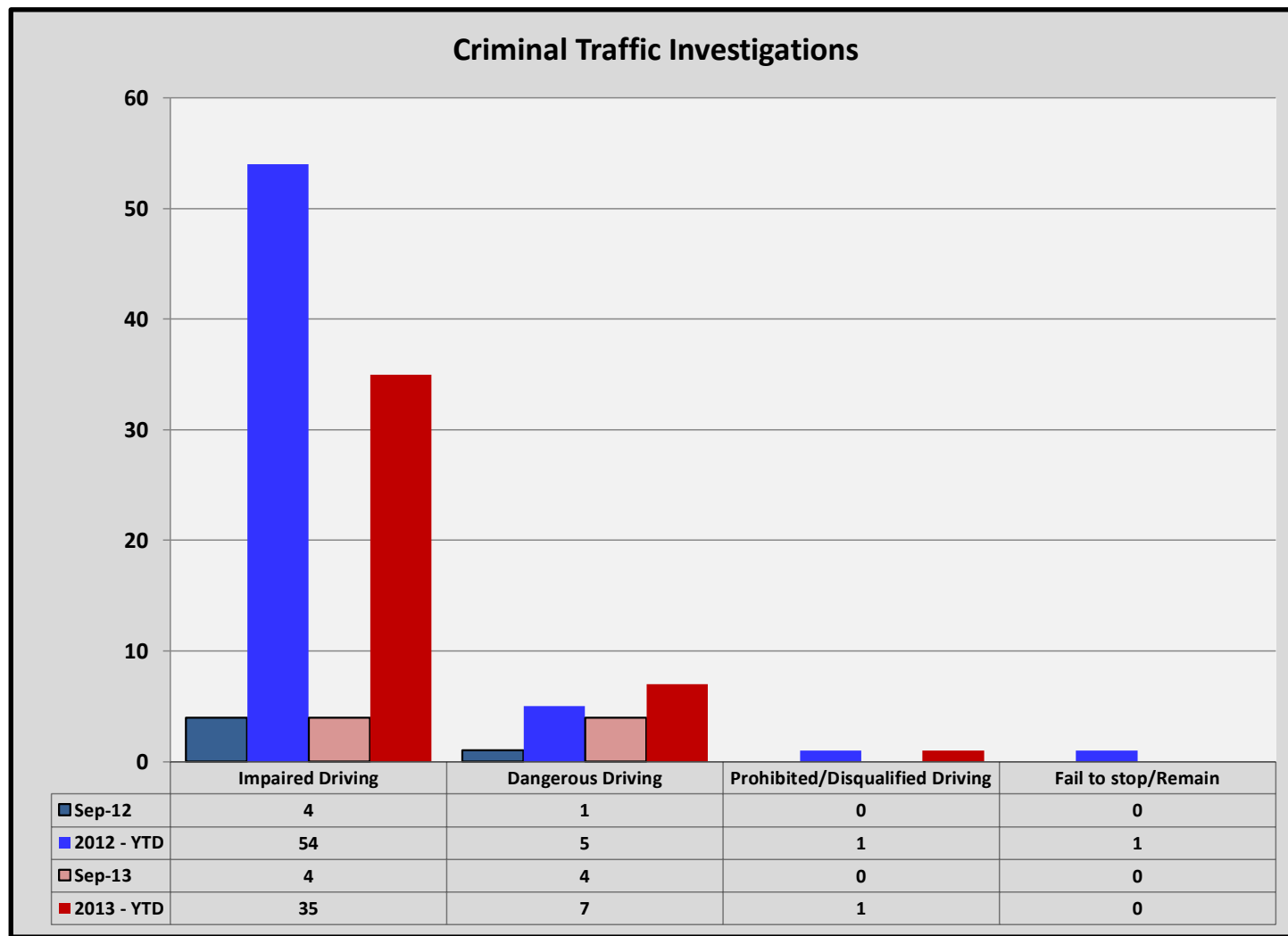
Olds Provincial Detachment
Statistical Comparison of SEP and Year to Date
Year 2012 - 2013



* This total also included in Theft Under \$5000.



Olds Provincial Detachment
 Statistical Comparison of SEP and Year to Date
 Year 2012 - 2013



Olds Provincial Detachment
Statistical Comparison of SEP and Year to Date
Year 2012 - 2013

