

**Olds Municipal Detachment
Statistical Comparison
January to September: 2011 - 2015**

October-07-15

CATEGORY	Trend	2011	2012	2013	2014	2015
Offences Related to Death		0	1	0	1	0
Robbery		2	1	5	5	5
Sexual Assaults		5	5	3	4	2
Other Sexual Offences		4	1	0	2	0
Assault		66	93	92	61	47
Kidnapping/Hostage/Abduction		0	2	1	4	0
Extortion		0	0	0	0	1
Criminal Harassment		12	25	16	28	17
Uttering Threats		39	46	35	33	21
Other Persons		1	2	2	1	1
TOTAL PERSONS		129	176	154	139	94
Break & Enter		25	36	71	35	34
Theft of Motor Vehicle		20	30	21	22	42
Theft Over \$5,000		9	11	9	4	7
Theft Under \$5,000		131	150	159	126	170
Possn Stn Goods		7	9	16	5	11
Fraud		45	38	46	34	33
Arson		5	2	3	0	1
Mischief To Property		138	150	171	155	167
TOTAL PROPERTY		380	426	496	381	465
Offensive Weapons		13	11	9	2	2
Disturbing the peace		66	86	108	89	54
OTHER CRIMINAL CODE		155	188	179	158	117
TOTAL OTHER CRIMINAL CODE		168	200	188	160	119
TOTAL CRIMINAL CODE		677	802	838	680	678

**Olds Municipal Detachment
Statistical Comparison
January to September: 2011 - 2015**

CATEGORY	Trend	2011	2012	2013	2014	2015
Drug Enforcement - Production		0	0	2	1	0
Drug Enforcement - Possession		25	48	44	29	22
Drug Enforcement - Trafficking		10	15	8	3	12
Drug Enforcement - Other		0	0	0	0	0
Total Drugs		35	63	54	33	34
Federal - General		4	5	7	6	8
TOTAL FEDERAL		39	68	61	39	42
Liquor Act		99	87	89	120	151
Other Provincial Stats		57	70	94	67	67
Total Provincial Stats		156	157	183	187	218
Municipal By-laws Traffic		6	25	59	19	12
Municipal By-laws		119	170	182	111	113
Total Municipal		125	195	241	130	125
Fatals		0	0	0	1	0
Injury MVC		18	14	24	13	16
Property Damage MVC (Reportable)		191	179	161	186	180
Property Damage MVC (Non Reportable)		36	32	27	32	18
TOTAL MVC		245	225	212	232	214
Provincial Traffic		436	586	1,642	1,062	302
Other Traffic		15	30	16	11	6
Criminal Code Traffic		48	101	60	51	56
Common Police Activities						
False Alarms		206	219	159	227	216
False/Abandoned 911 Call and 911 Act		46	76	102	76	50
Suspicious Person/Vehicle/Property		61	66	68	69	110
Persons Reported Missing		24	20	8	10	13
Spousal Abuse - Survey Code		N/A	58	66	93	50

**Olds Municipal Detachment
Statistical Comparison
September: 2011 - 2015**


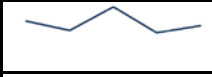



October-07-15

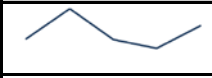





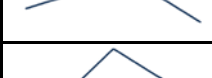

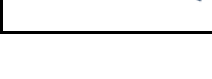
CATEGORY	Trend	2011	2012	2013	2014	2015
Offences Related to Death		0	0	0	0	0
Robbery		0	0	1	0	0
Sexual Assaults		0	0	2	0	1
Other Sexual Offences		0	0	0	0	0
Assault		11	6	8	7	4
Kidnapping/Hostage/Abduction		0	0	0	2	0
Extortion		0	0	0	0	0
Criminal Harassment		4	2	3	2	2
Uttering Threats		5	5	6	6	3
Other Persons		0	0	2	0	1
TOTAL PERSONS		20	13	22	17	11
Break & Enter		2	4	6	5	3
Theft of Motor Vehicle		2	9	1	3	11
Theft Over \$5,000		2	2	2	0	1
Theft Under \$5,000		24	20	13	20	24
Possn Stn Goods		1	3	3	0	1
Fraud		4	8	6	2	3
Arson		4	0	0	0	0
Mischief To Property		20	21	24	11	18
TOTAL PROPERTY		59	67	55	41	61
Offensive Weapons		2	0	3	1	0
Disturbing the peace		18	20	28	13	13
OTHER CRIMINAL CODE		33	41	33	18	18
TOTAL OTHER CRIMINAL CODE		35	41	36	19	18
TOTAL CRIMINAL CODE		114	121	113	77	90

**Olds Municipal Detachment
Statistical Comparison
September: 2011 - 2015**

CATEGORY	Trend	2011	2012	2013	2014	2015
Drug Enforcement - Production		0	0	1	0	0
Drug Enforcement - Possession		4	5	6	4	3
Drug Enforcement - Trafficking		2	4	0	0	1
Drug Enforcement - Other		0	0	0	0	0
Total Drugs		6	9	7	4	4
Federal - General		0	1	1	1	1
TOTAL FEDERAL		6	10	8	5	5
Liquor Act		41	20	21	29	57
Other Provincial Stats		5	7	10	10	5
Total Provincial Stats		46	27	31	39	62
Municipal By-laws Traffic		0	5	1	2	0
Municipal By-laws		31	39	24	13	18
Total Municipal		31	44	25	15	18
Fatals		0	0	0	0	0
Injury MCS		3	2	3	3	4
Property Damage MVC (Reportable)		24	16	16	23	17
Property Damage MVC (Non Reportable)		4	2	1	5	2
TOTAL MVC		31	20	20	31	23
Provincial Traffic		59	60	173	63	28
Other Traffic		3	4	3	3	2
Criminal Code Traffic		7	10	11	8	8
Common Police Activities						
False Alarms		21	24	19	21	21
False/Abandoned 911 Call and 911 Act		4	11	10	5	5
Suspicious Person/Vehicle/Property		6	8	11	10	17
Persons Reported Missing		3	1	1	3	1
Spousal Abuse - Survey Code		N/A	7	9	10	4

Olds Municipal Detachment 5 Year Traffic Summary - January to September

January to September	Trend	2011	2012	2013	2014	2015
Fatals		0	0	0	1	0
Injury MVAS		18	14	24	13	16
Property Damage MVAS (Reportable)		191	179	161	186	180
Property Damage MVAS (Non Reportable)		36	32	27	32	18
Total MVC		245	225	212	232	214

January to September	Trend	2011	2012	2013	2014	2015
Impaired Operation*		27	58	26	17	40
Roadside Suspensions - alcohol related - No charge**		14	30	16	11	6
Occupant Restraint/Seatbelt Violations**		36	45	214	80	10
Speeding Violations**		22	39	208	139	11
Intersection Related Violations**		38	55	201	136	32
Driving without Due Care or Attention*		1	9	2	5	4
Other Moving Traffic*		136	208	305	208	63
Other Non-Moving Violation**		120	147	580	300	57
Other CC Traffic***		8	12	7	9	5

*include "Cleared by Charge" and "Cleared Other" **"Actual" ***"Reported"

Olds Municipal Detachment 5 Year Traffic Summary - Month of September

September	Trend	2011	2012	2013	2014	2015
Fatals		0	0	0	0	0
Injury MVAS		3	2	3	3	4
Property Damage MVAS (Reportable)		24	16	16	23	17
Property Damage MVAS (Non Reportable)		4	2	1	5	2
Total MVC		31	20	20	31	23

September	Trend	2011	2012	2013	2014	2015
Impaired Operation*		5	4	4	1	7
Roadside Suspensions - alcohol related - No charge**		3	4	3	3	2
Occupant Restraint/Seatbelt Violations**		6	3	24	1	1
Speeding Violations**		3	9	25	4	1
Intersection Related Violations**		2	4	3	8	1
Driving without Due Care or Attention*		0	1	1	0	0
Other Moving Traffic*		21	22	36	13	8
Other Non-Moving Violation**		16	7	59	8	6
Other CC Traffic***		1	1	1	1	0

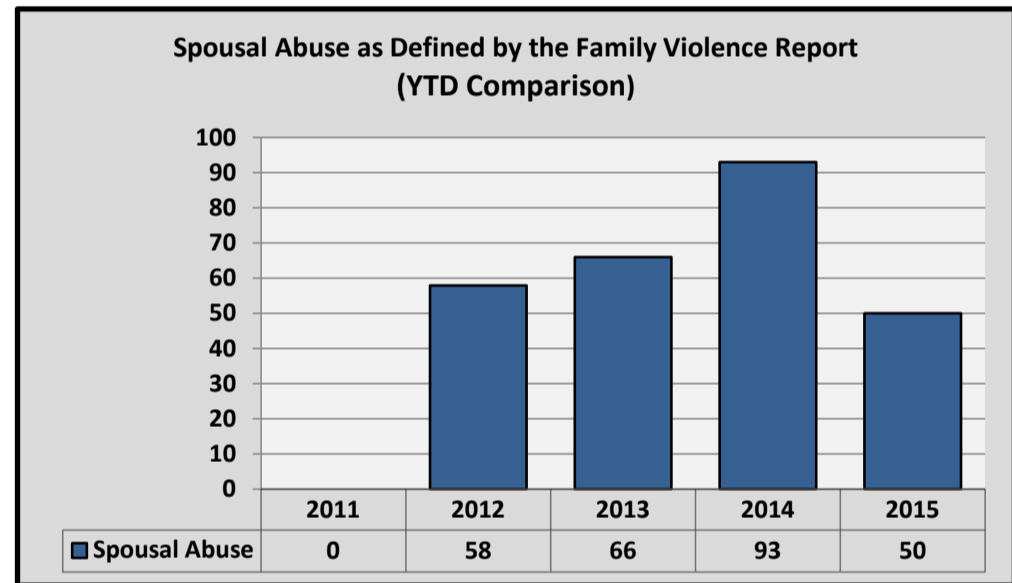
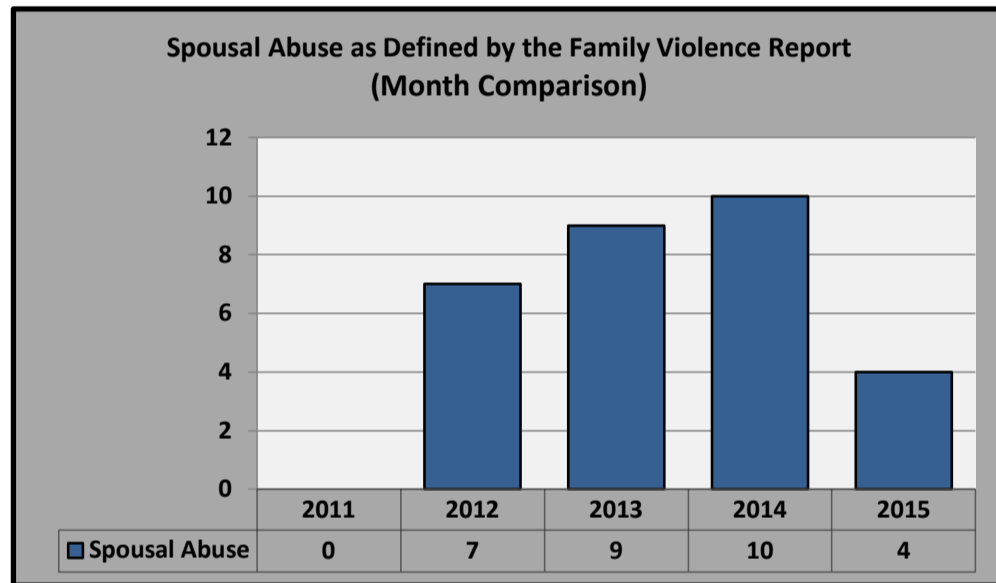
*include "Cleared by Charge" and "Cleared Other" **"Actual" ***"Reported"

**Olds Municipal Detachment
Statistical Comparison
January to September: 2011 - 2015**

Domestic Violence Crime Data	September, 2015			January - September, 2015		
	Reported	Unfounded	Actual	Reported	Unfounded	Actual
PROS Category						
Spousal Abuse - Party Charged (M or F)	2	0	2	14	0	14
Spousal Abuse - No Charges	2	0	2	52	18	34
Spousal Abuse - as defined by FVR	4	0	4	74	24	50
EPO - Requested			0			0
EPO - Issued			0			0
EPO - Denied			0			0

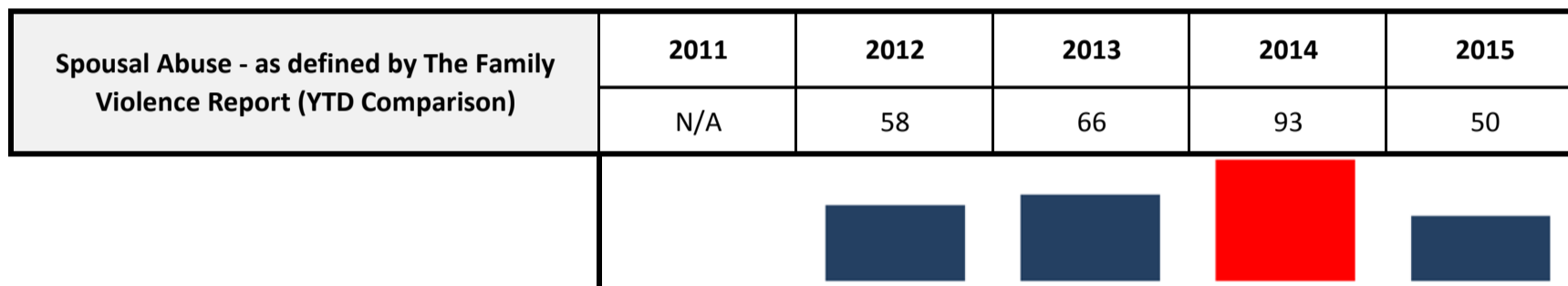
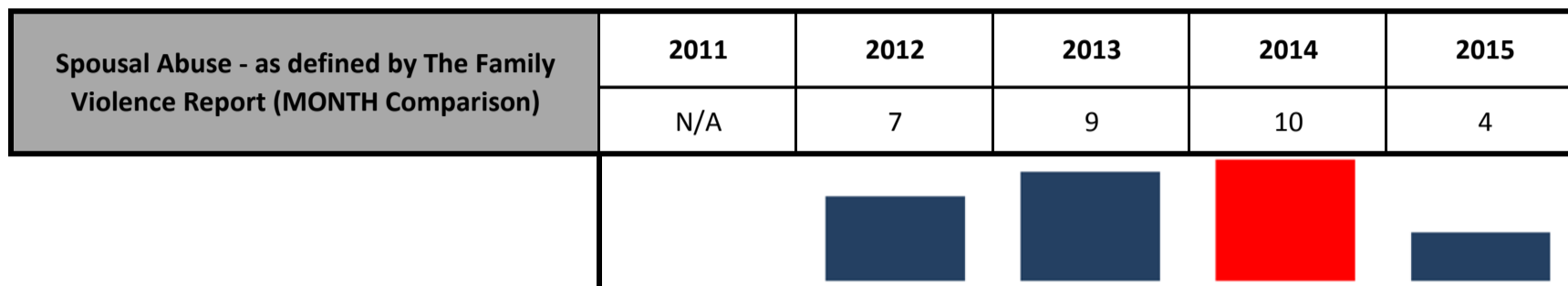
Spousal Abuse - as defined by The Family Violence Report (MONTH Comparison)	2011	2012	2013	2014	2015	% Change 2011-2015
		N/A	7	9	10	4

Spousal Abuse - as defined by The Family Violence Report (YTD Comparison)	2011	2012	2013	2014	2015	% Change 2011-2015
		N/A	58	66	93	50



**Olds Municipal Detachment
Statistical Comparison
January to September: 2011 - 2015**

Domestic Violence Crime Data	September, 2015			January - September, 2015		
	Reported	Unfounded	Actual	Reported	Unfounded	Actual
Spousal Abuse - Party Charged (M or F)	2	0	2	14	0	14
Spousal Abuse - No Charges	2	0	2	52	18	34
Spousal Abuse - as defined by FVR	4	0	4	74	24	50



Spousal Abuse (Month)	
Year	% Change
2011-2012	N/A
2012-2013	29%
2013-2014	11%
2014-2015	-60%

Spousal Abuse (YTD)	
Year	% Change
2011-2012	N/A
2012-2013	14%
2013-2014	41%
2014-2015	-46%

