

Sundre Provincial Detachment
Statistical Comparison of Q4 and Year to Date
Year 2013 - 2014

Friday, January 09, 2015

CATEGORY	2013		2014		% Change	
	Q4 - 2013	YTD	Q4 - 2014	YTD	Q4	YTD
1 Offences Related to Death	0	0	0	1	0.0%	100.0%
2 Robbery	0	0	0	0	0.0%	0.0%
3 Sexual Assaults	0	5	0	1	0.0%	-80.0%
4 Other Sexual Offences	0	1	1	2	100.0%	100.0%
5 Assault	24	66	7	41	-70.8%	-37.9%
6 Kidnapping/Hostage/Abduction	4	5	0	2	-100.0%	-60.0%
7 Extortion	0	0	0	0	0.0%	0.0%
8 Criminal Harassment	3	19	10	19	233.3%	0.0%
9 Uttering Threats	4	15	4	14	0.0%	-6.7%
10 Other Persons	0	0	0	0	0.0%	0.0%
11 TOTAL PERSONS	35	111	22	80	-37.1%	-27.9%
Break & Enter	31	57	14	29	-54.8%	-49.1%
12 Theft of Motor Vehicle	17	28	6	14	-64.7%	-50.0%
13 Theft Over	4	11	2	5	-50.0%	-54.5%
14 Theft Under	31	103	21	75	-32.3%	-27.2%
15 Possn Stn Goods	4	11	5	10	25.0%	-9.1%
16 Fraud	17	68	6	22	-64.7%	-67.6%
17 Arson	0	3	1	2	100.0%	-33.3%
18 Mischief To Property	23	92	23	88	0.0%	-4.3%
19 TOTAL PROPERTY	127	373	78	245	-38.6%	-34.3%
Offensive Weapons	4	21	4	11	0.0%	-47.6%
20 Disturbing the peace	8	29	7	18	-12.5%	-37.9%
21 OTHER CRIMINAL CODE	13	42	15	50	15.4%	19.0%
22 TOTAL OTHER CRIMINAL CODE	25	92	26	79	4.0%	-14.1%
TOTAL CRIMINAL CODE	187	576	126	404	-32.6%	-29.9%
Drug Enforcement - Production	1	2	0	0	-100.0%	-100.0%
23 Drug Enforcement - Possession	6	33	6	25	0.0%	-24.2%
24 Drug Enforcement - Trafficking	3	15	0	9	-100.0%	-40.0%
25 Drug Enforcement - Other	0	1	0	0	0.0%	-100.0%
26 Total Drugs	10	51	6	34	-40.0%	-33.3%
Federal - General	5	13	4	12	-20.0%	-7.7%
27 TOTAL FEDERAL	15	64	10	46	-33.3%	-28.1%
Liquor Act	16	64	11	56	-31.3%	-12.5%
28 Other Provincial Stats	26	90	31	106	19.2%	17.8%
29 Total Provincial Stats	42	154	42	162	0.0%	5.2%
Municipal By-laws Traffic	0	1	0	0	0.0%	-100.0%
30 Municipal By-laws	5	18	8	19	60.0%	5.6%
31 Total Municipal	5	19	8	19	60.0%	0.0%
Fatals	2	2	1	4	-50.0%	100.0%
32 Injury MVAS	10	38	7	27	-30.0%	-28.9%
33 Property Damage MVAS (Reportable)	110	286	109	237	-0.9%	-17.1%
34 Property Damage MVAS (Non Reportable)	13	31	12	24	-7.7%	-22.6%
35 TOTAL MVAS	135	357	129	292	-4.4%	-18.2%
Provincial Traffic	204	815	110	627	-46.1%	-23.1%
36 Other Traffic	21	58	13	35	-38.1%	-39.7%
37 Criminal Code Traffic	38	103	30	82	-21.1%	-20.4%
38 Common Police Activities	A	B	C	D	E	F
False Alarms	35	80	57	134	62.9%	67.5%
39 False/Abandoned 911 Call	12	49	0	21	-100.0%	-57.1%
40 Prisoners Held	12	51	9	33	-25.0%	-35.3%
41 Written Traffic Warnings	3	7	0	0	-100.0%	-100.0%
42 Index Checks	133	397	105	312	-21.1%	-21.4%
43 Fingerprints taken for Public	6	35	0	5	-100.0%	-85.7%
44 Persons Reported Missing	3	13	9	22	200.0%	69.2%
45 Request to Locate	9	30	3	27	-66.7%	-10.0%
46 Abandoned Vehicles	14	38	13	40	-7.1%	5.3%
47 VSU Accepted	8	26	16	39	100.0%	50.0%
48 VSU Declined	51	180	33	97	-35.3%	-46.1%
49 VSU Requested but not Avail.	0	0	0	0	0.0%	0.0%
50 VSU Proactive Referral	0	2	3	3	300.0%	50.0%

51

Sundre Provincial Detachment
Statistical Comparison of Q4 and Year to Date
Year 2013 - 2014

Q4 Criminal Code Summary

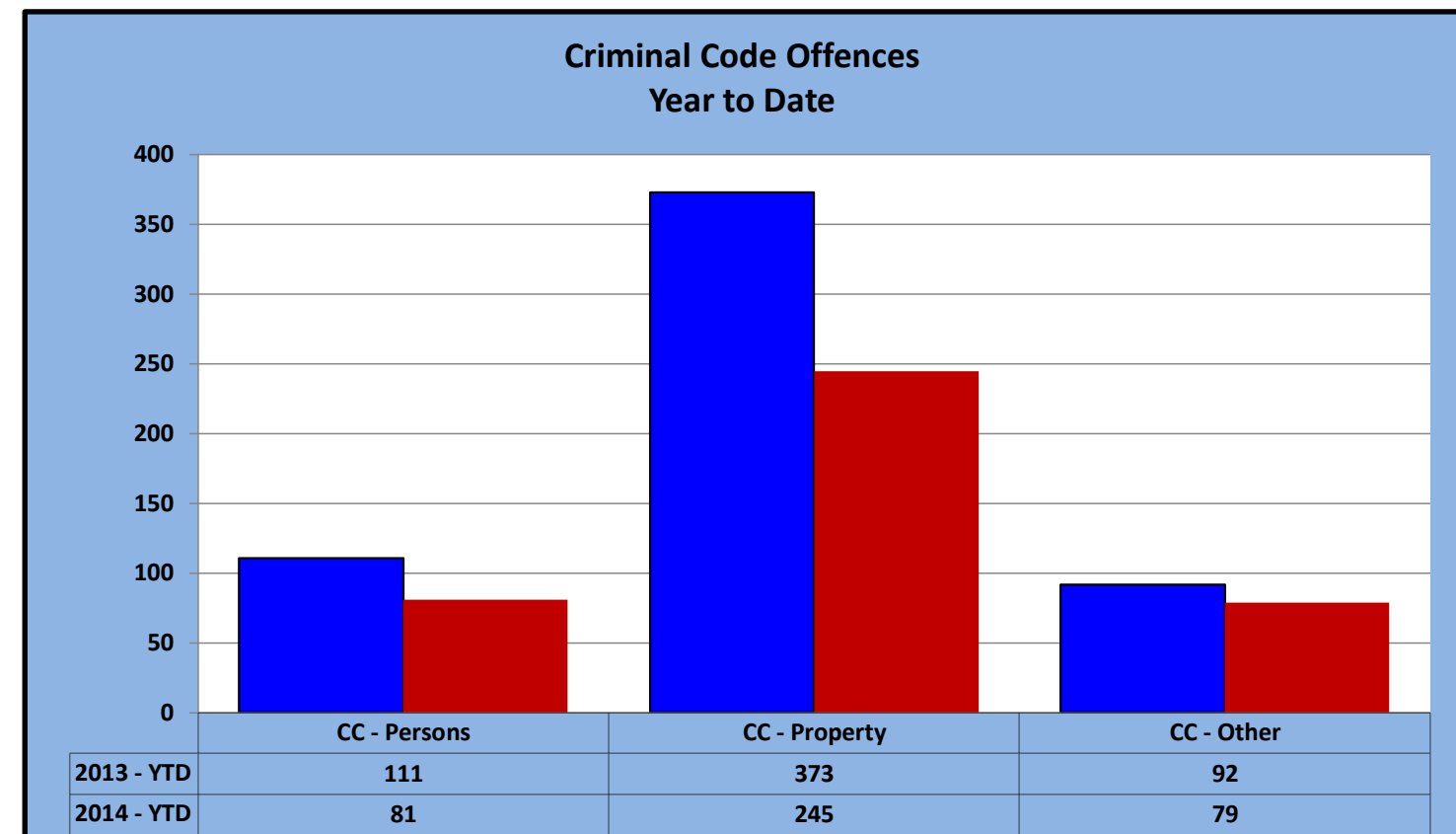
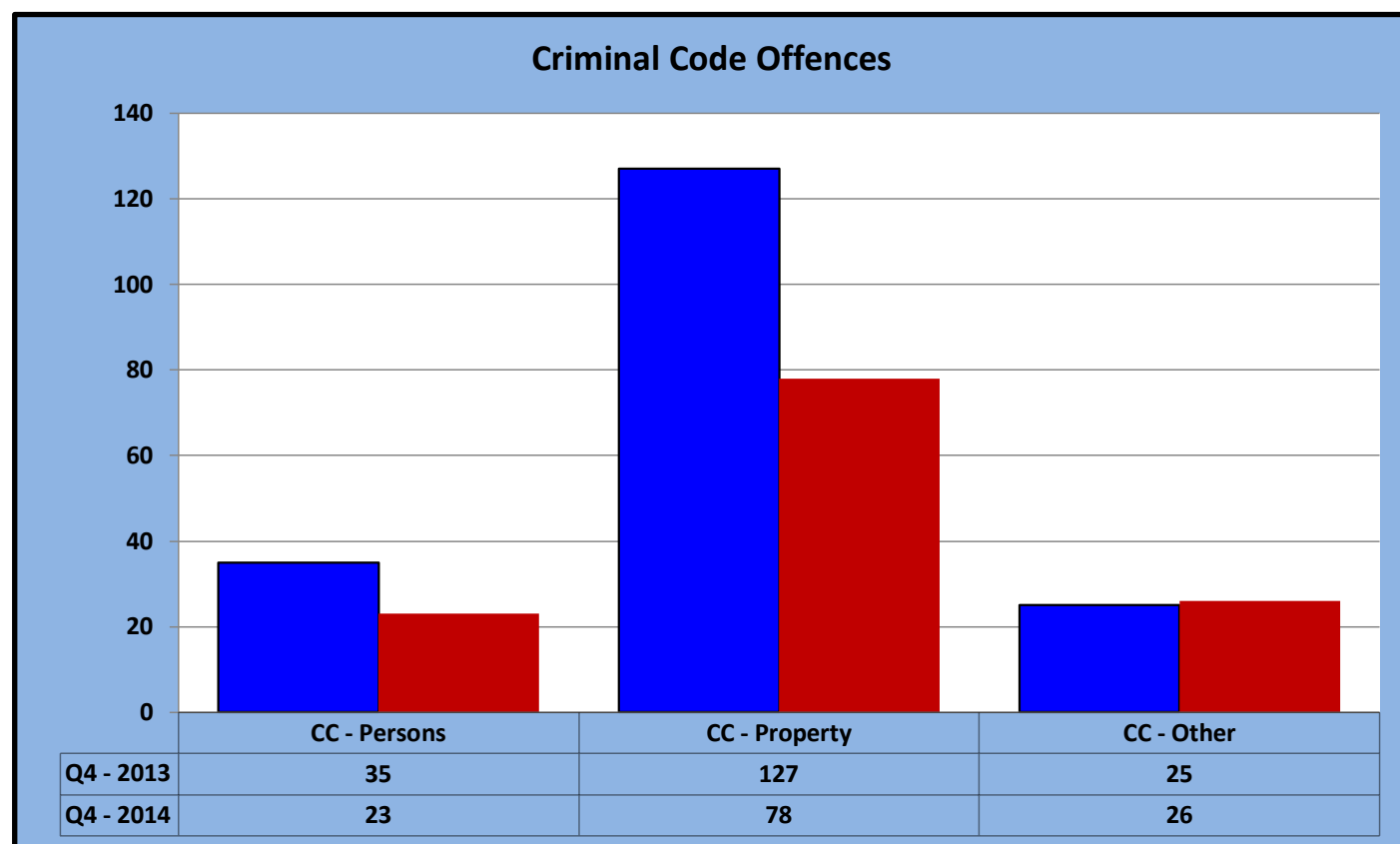
CATEGORY TOTALS	Q4 - 2013	Q4 - 2014	% Change
CC - Persons	35	23	-34.3%
CC - Property	127	78	-38.6%
CC - Other	25	26	4.0%
TOTAL CRIMINAL CODE	187	127	-32.1%

CLEARANCE RATES	Q4 - 2013	Q4 - 2014
CC - Persons	83%	87%
CC - Property	27%	15%
CC - Other	92%	77%
TOTAL CRIMINAL CODE	46%	41%

YTD Criminal Code Summary

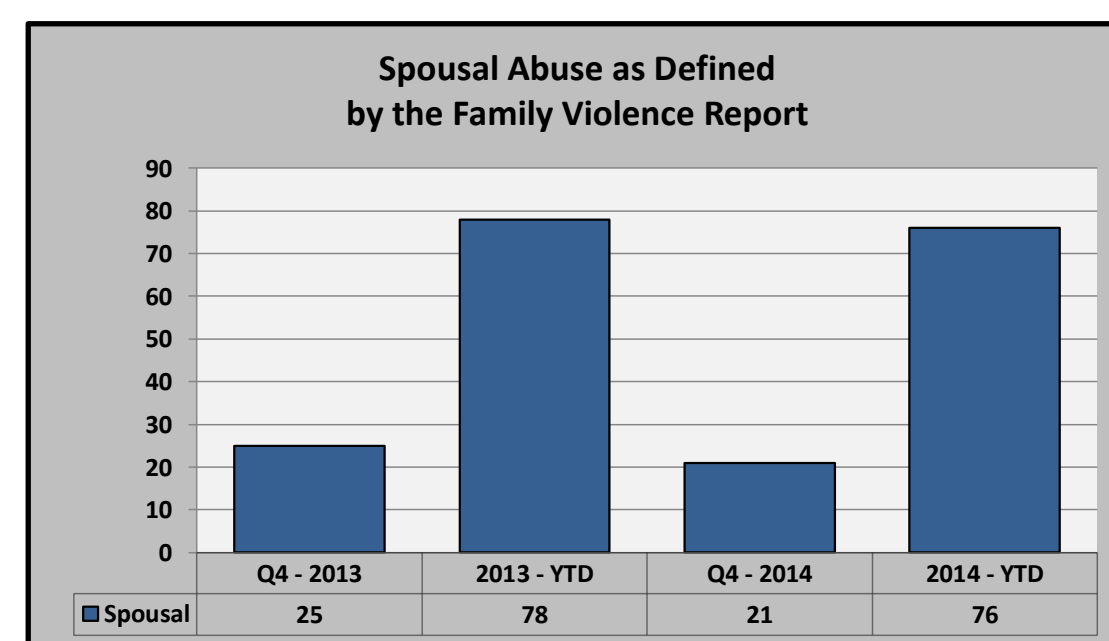
CATEGORY TOTALS	2013 - YTD	2014 - YTD	% Change
CC - Persons	111	81	-27.0%
CC - Property	373	245	-34.3%
CC - Other	92	79	-14.1%
TOTAL CRIMINAL CODE	576	405	-29.7%

CLEARANCE RATES	2013 - YTD	2014 - YTD
CC - Persons	79%	91%
CC - Property	24%	30%
CC - Other	79%	80%
TOTAL CRIMINAL CODE	44%	52%



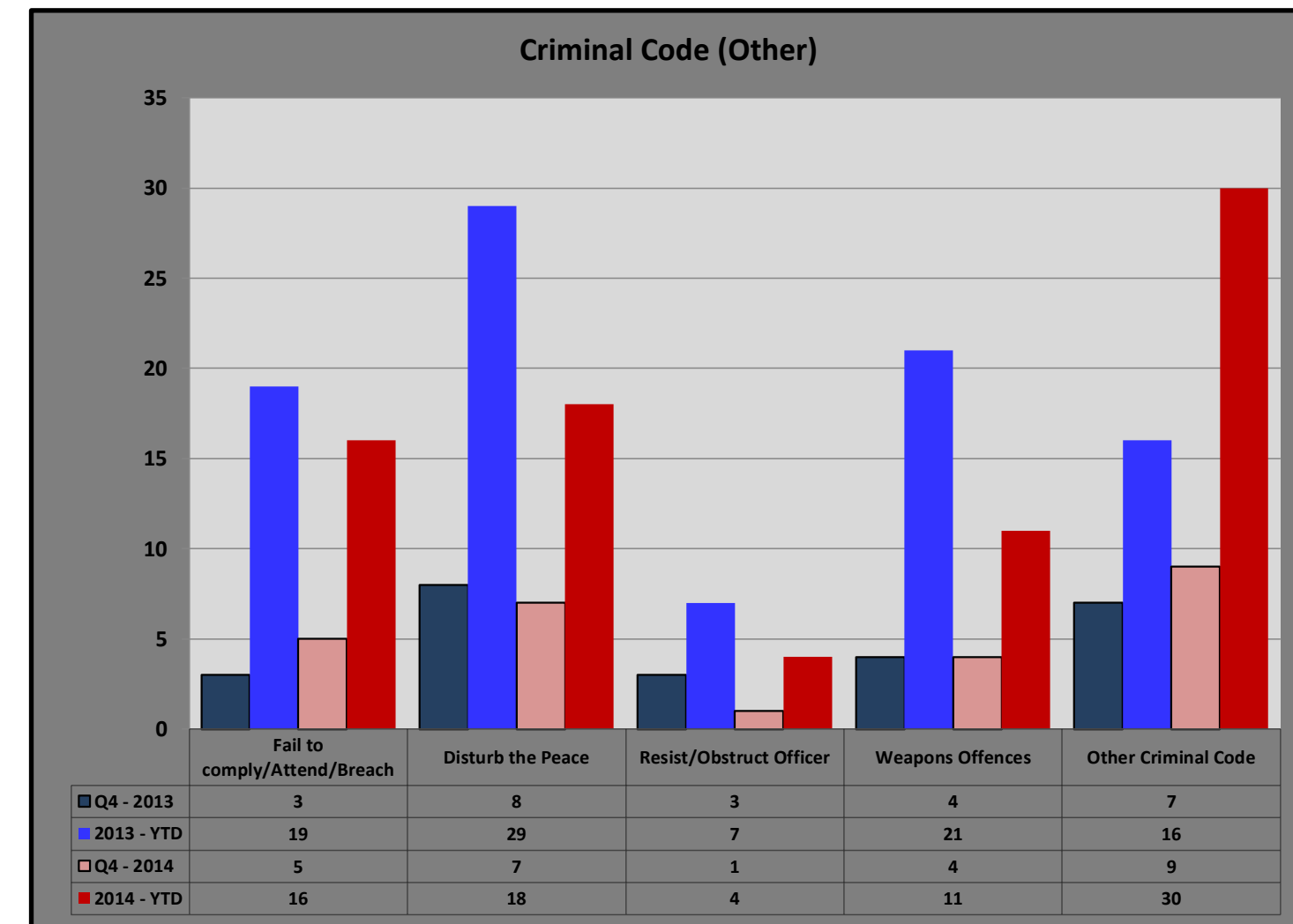
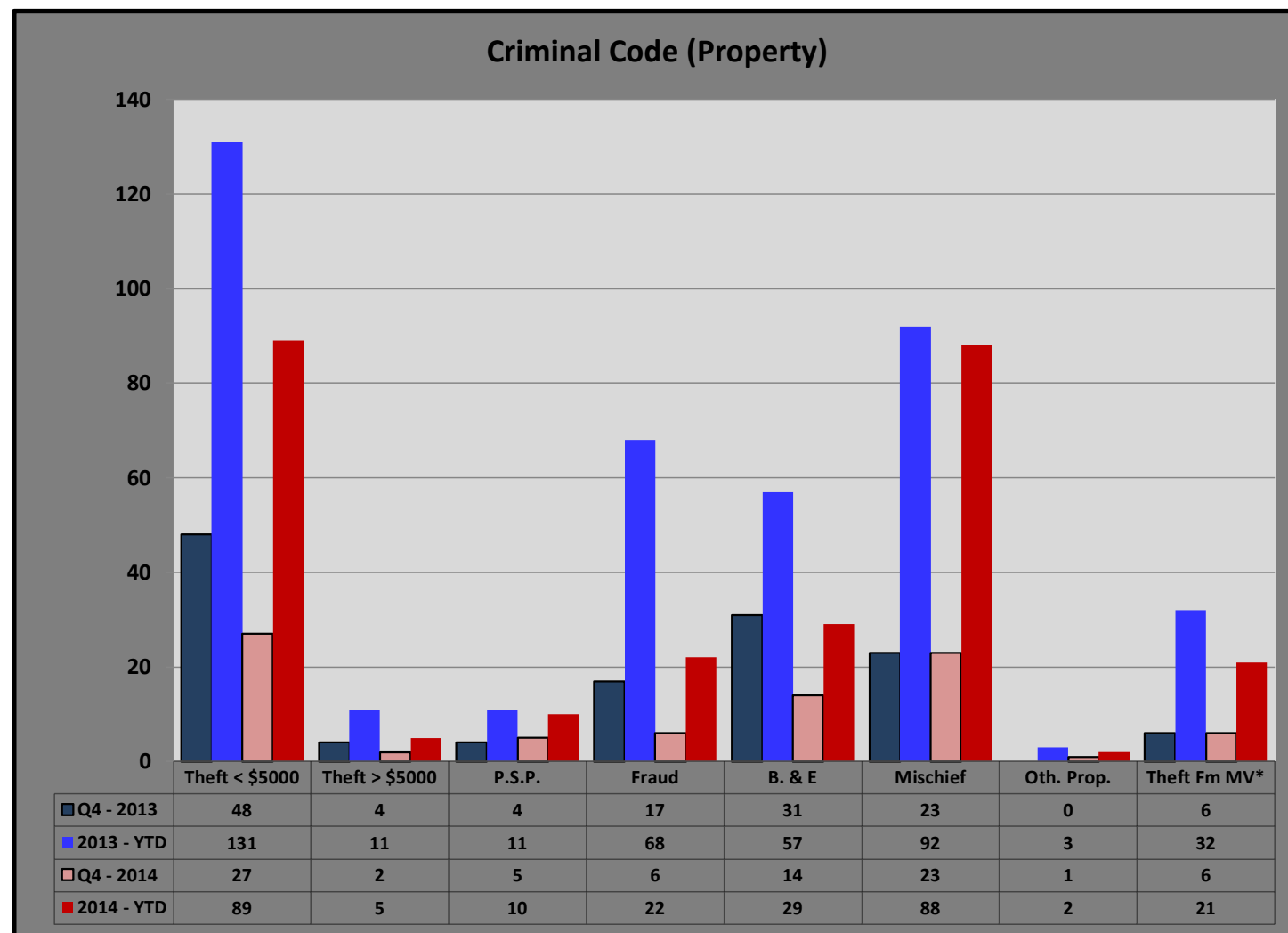
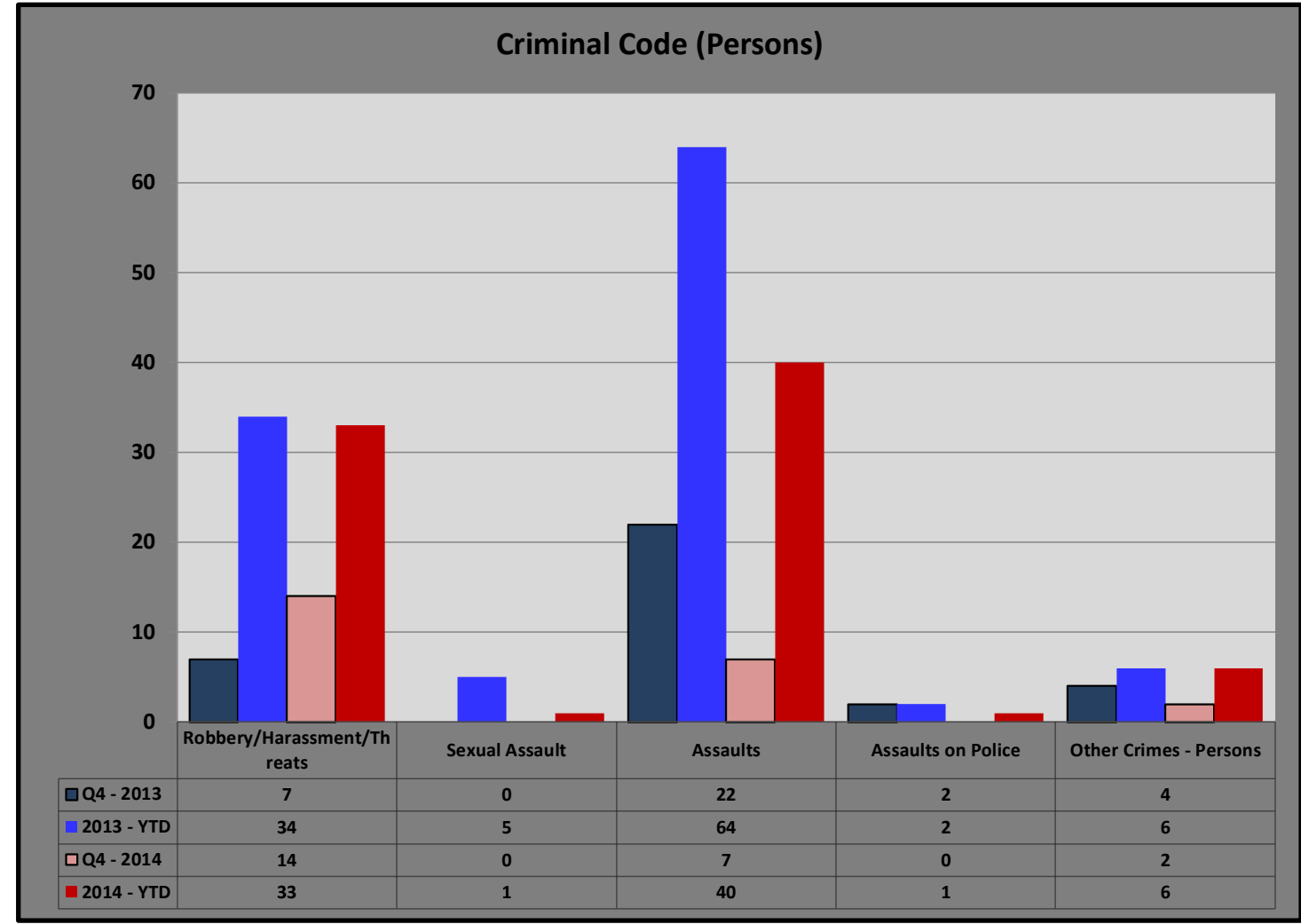
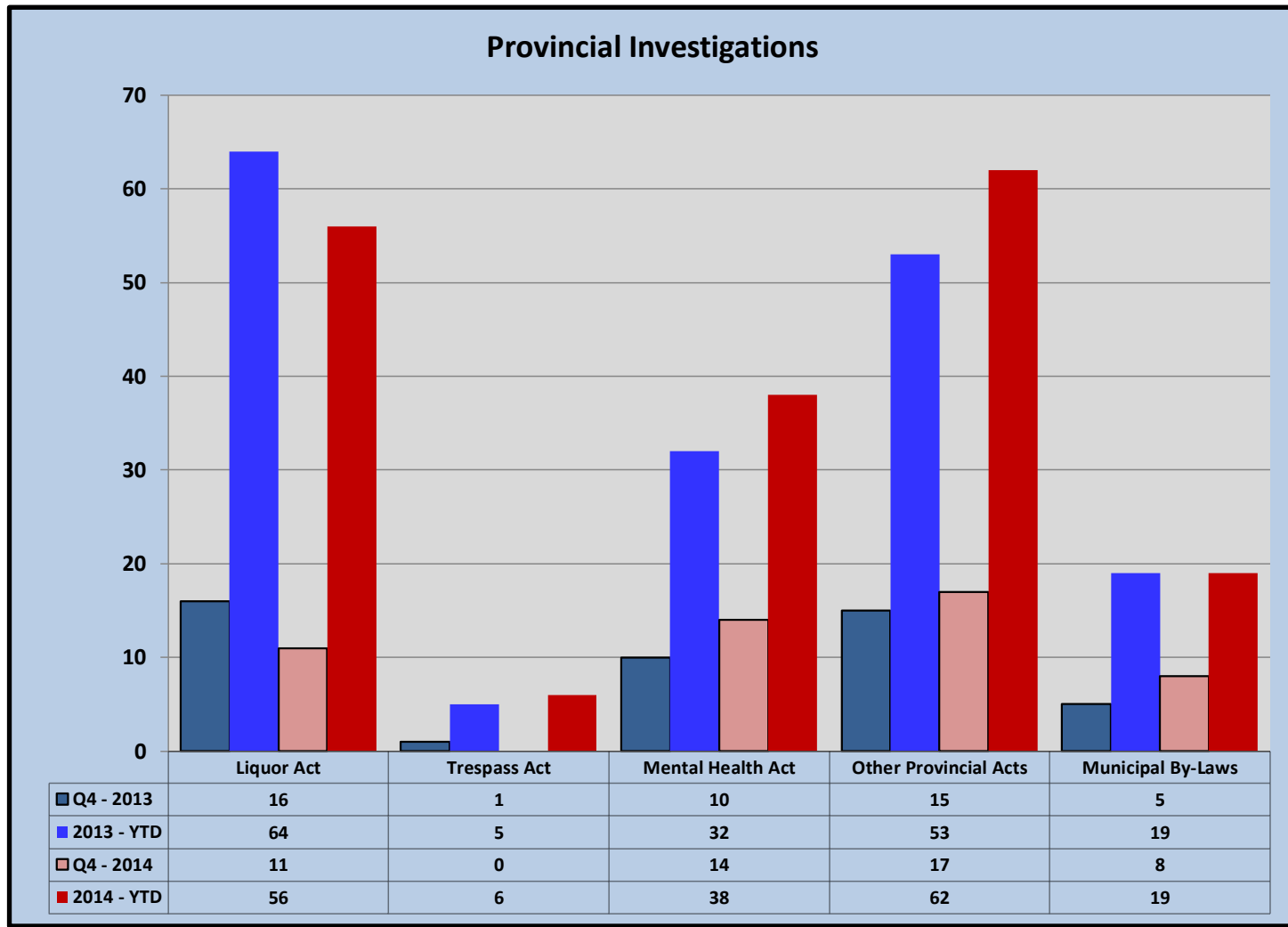
Domestic Violence Crime Data	Q4 - 2014		
	Reported	Unfounded	Actual
Spousal Abuse - Party Charged (M or F)	4	0	4
Spousal Abuse - No Charges	22	6	16
Spousal Abuse - as defined by FVR	28	7	21
EPO - Requested			0
EPO - Issued			0
EPO - Denied			0

Domestic Violence Crime Data	2014 - YTD		
	Reported	Unfounded	Actual
Spousal Abuse - Party Charged (M or F)	15	0	15
Spousal Abuse - No Charges	67	15	52
Spousal Abuse - as defined by FVR	91	15	76
EPO - Requested			0
EPO - Issued			0
EPO - Denied			0

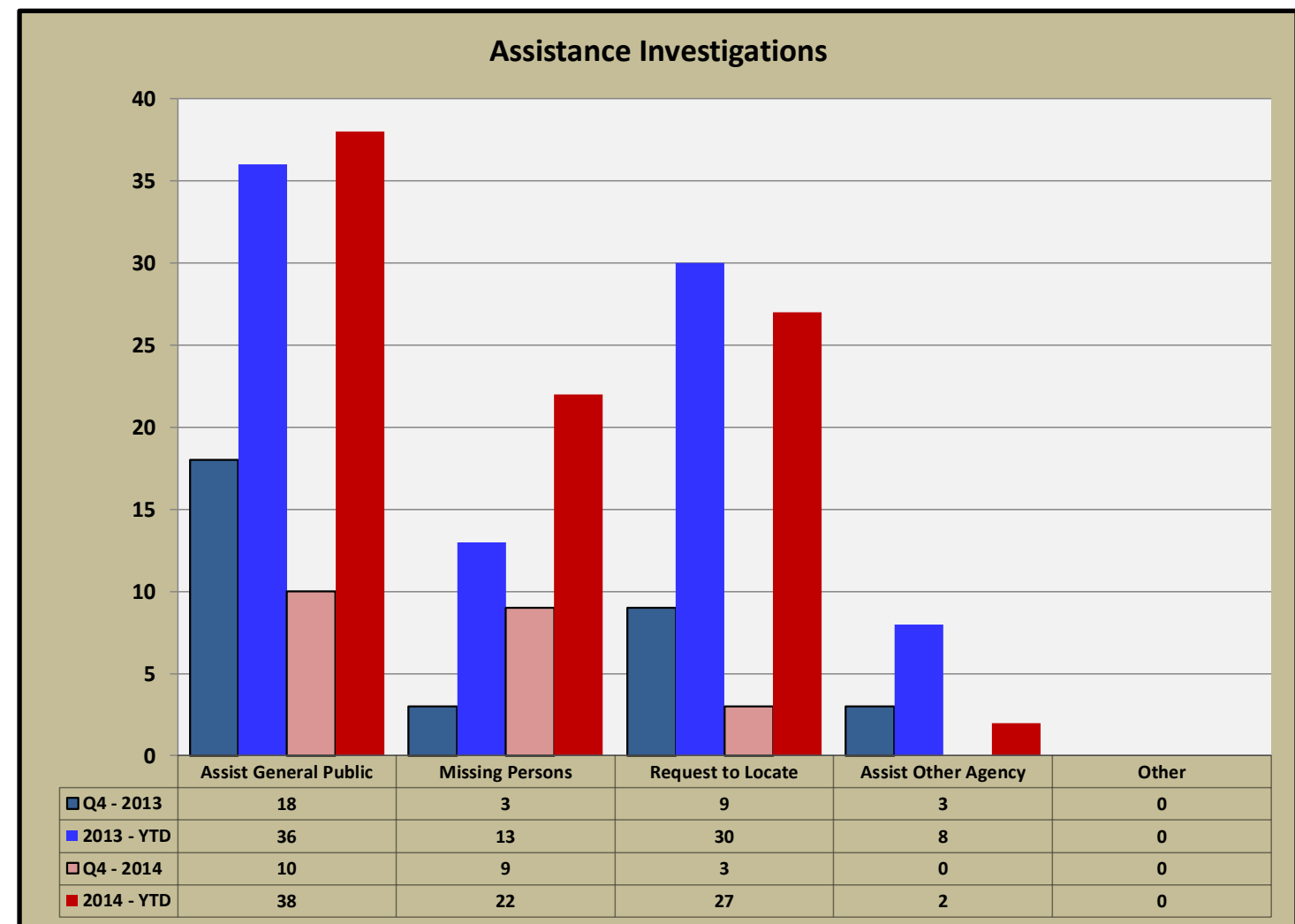
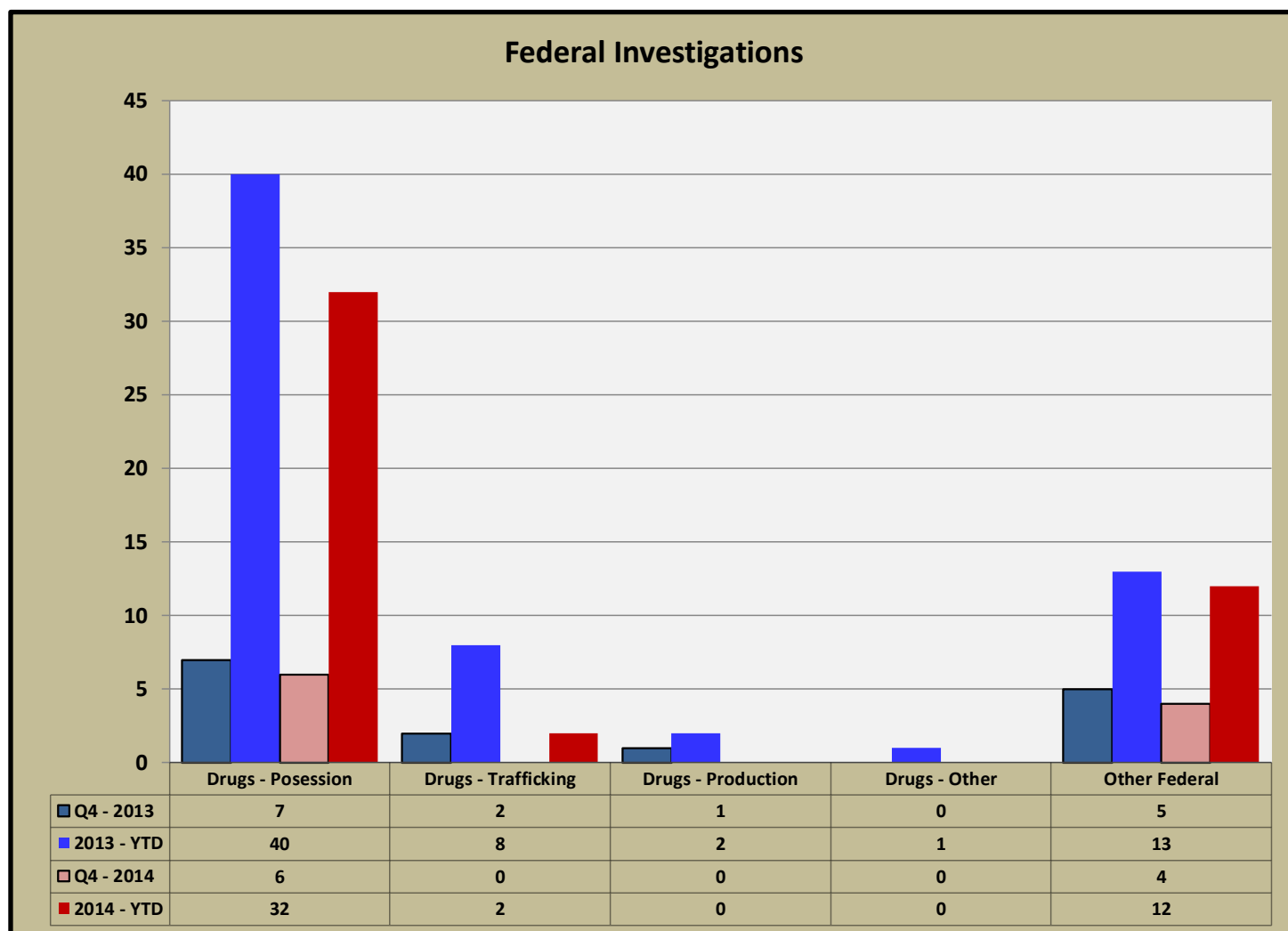


Spousal Abuse - as defined by The Family Violence Report	Q4 - 2013	2013 - YTD	Q4 - 2014	2014 - YTD
		25	78	21

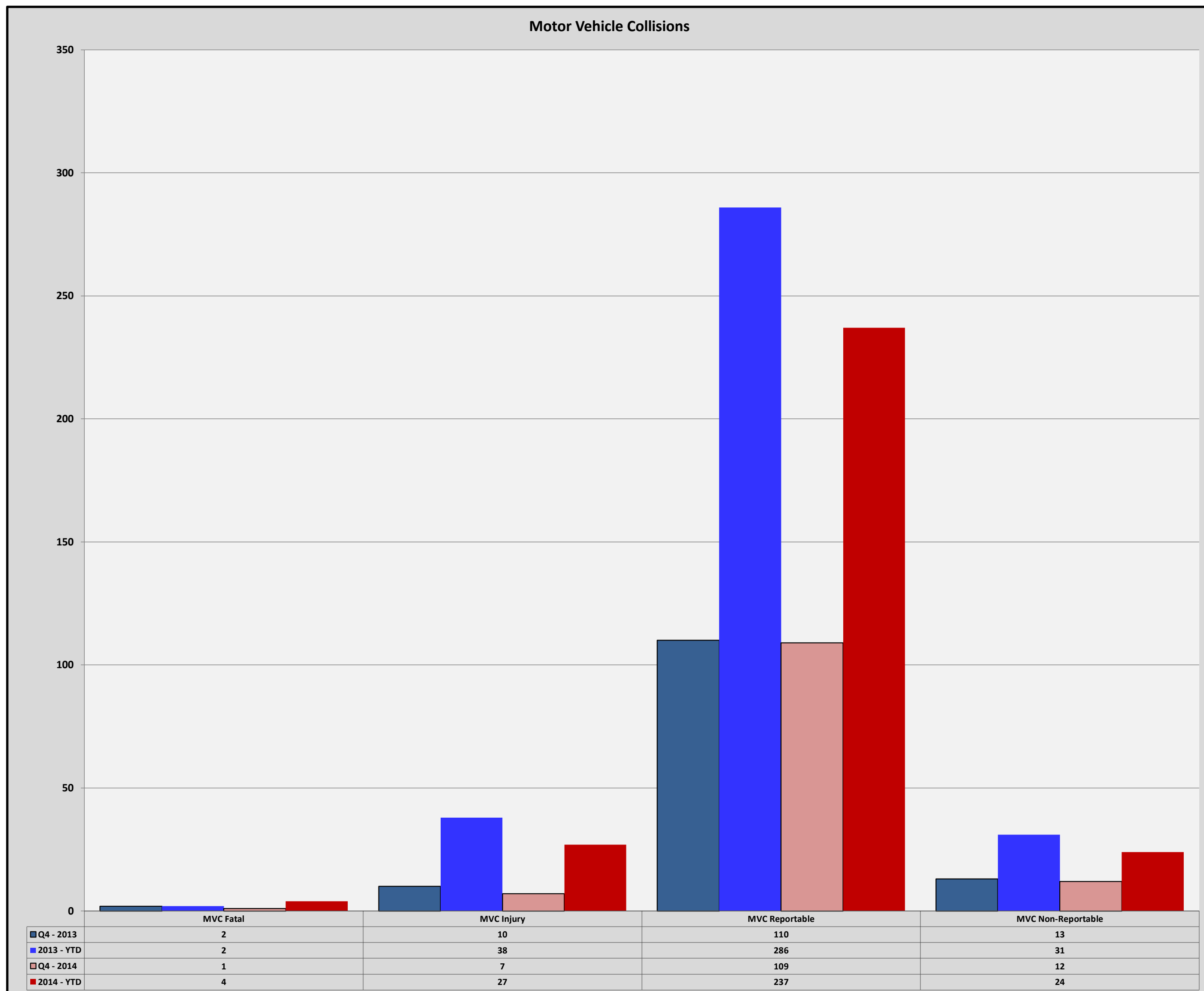
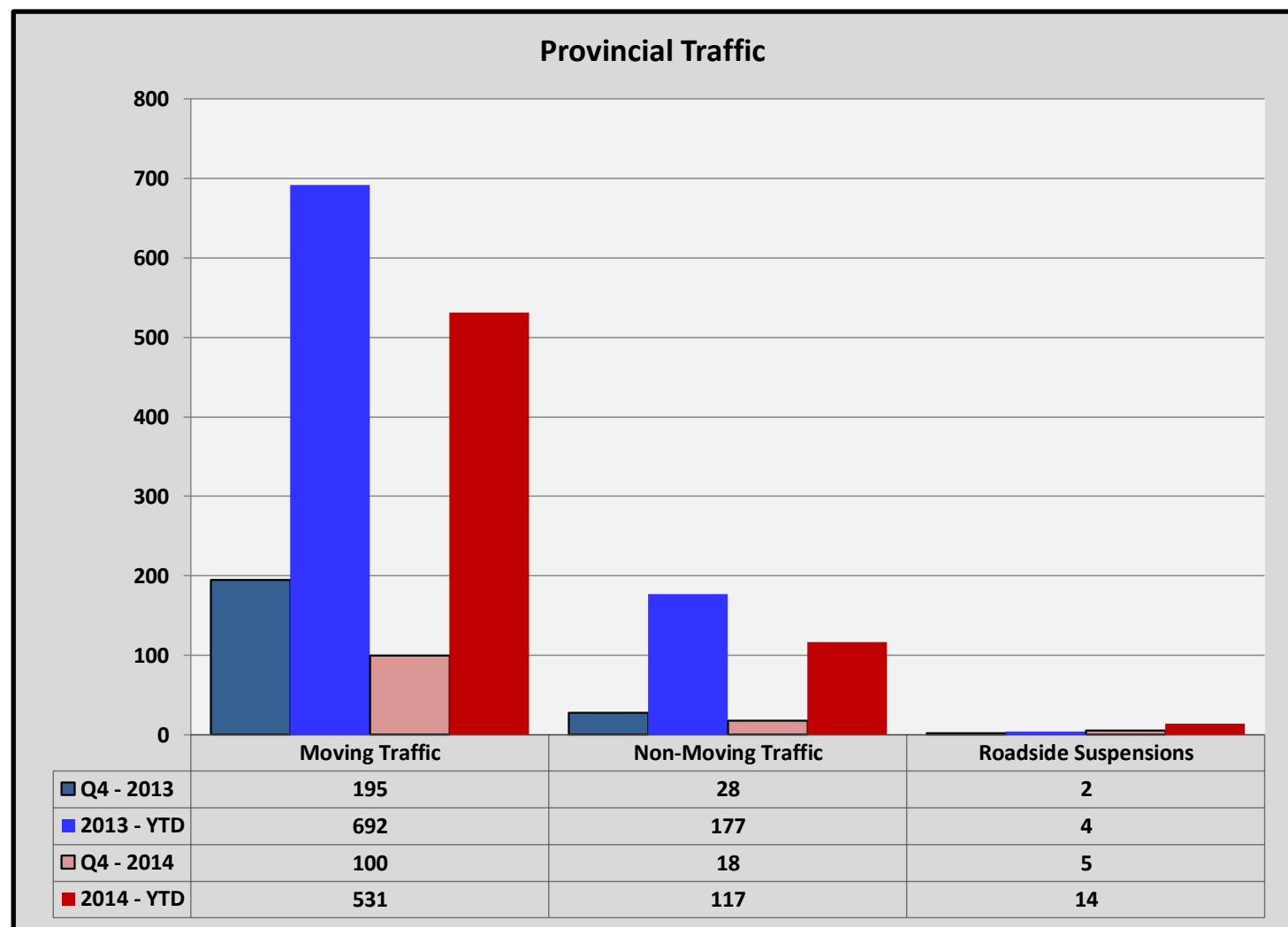
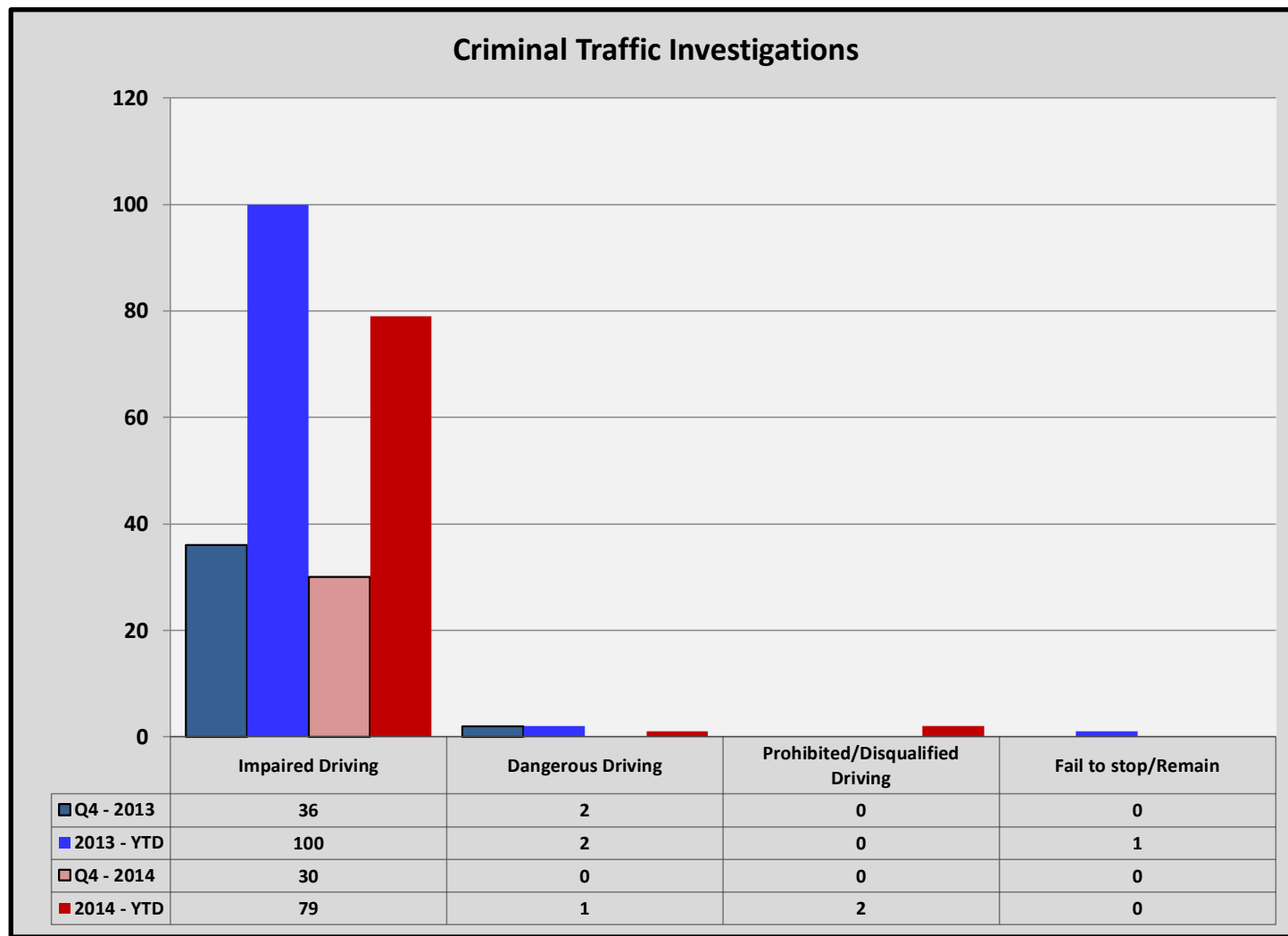
Sundre Provincial Detachment
Statistical Comparison of Q4 and Year to Date
Year 2013 - 2014



* This total also included in Theft Under \$5000.



Sundre Provincial Detachment
 Statistical Comparison of Q4 and Year to Date
 Year 2013 - 2014



Sundre Provincial Detachment
Statistical Comparison of Q4 and Year to Date
Year 2013 - 2014

