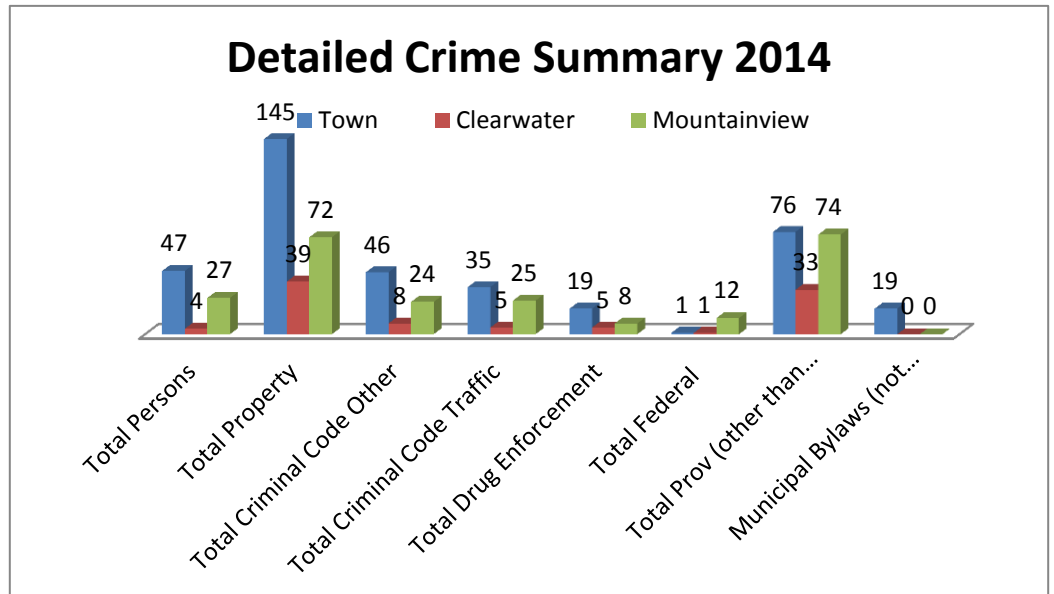
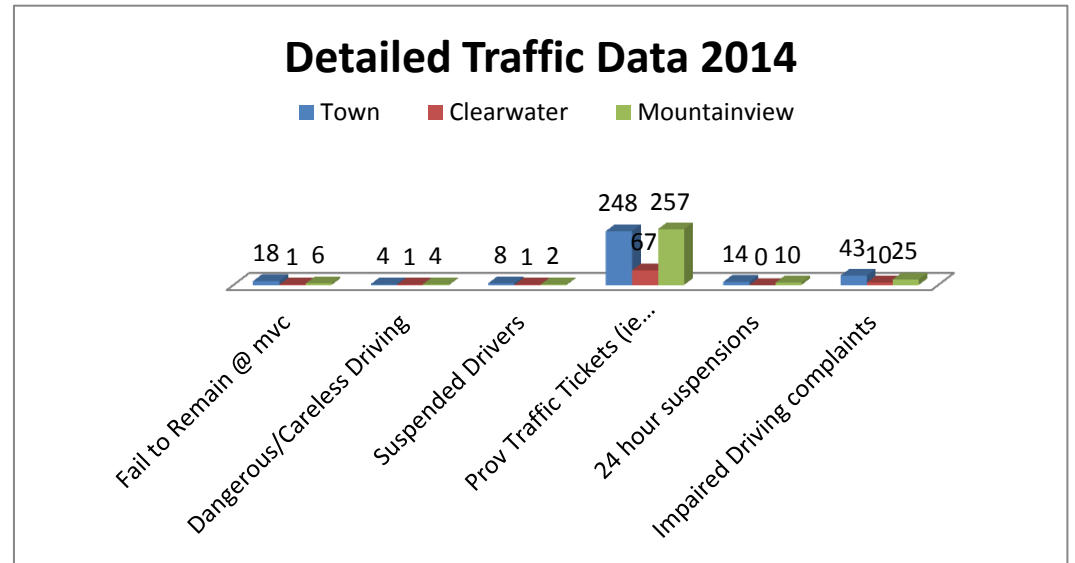


DETAILED CRIME COMPARISONS 2014 4TH QUARTER (JAN - DEC)

Detailed Crime for 2014	Town	CWC	MVC	Det
Total Persons	47	4	27	80
Total Property	145	39	72	256
Total Criminal Code Other	46	8	24	81
Total Criminal Code Traffic	35	5	25	78
Total Drug Enforcement	19	5	8	34
Total Federal	1	1	12	15
Total Prov (other than traffic)	76	33	74	178
Municipal Bylaws (not traffic)	19	0	0	19

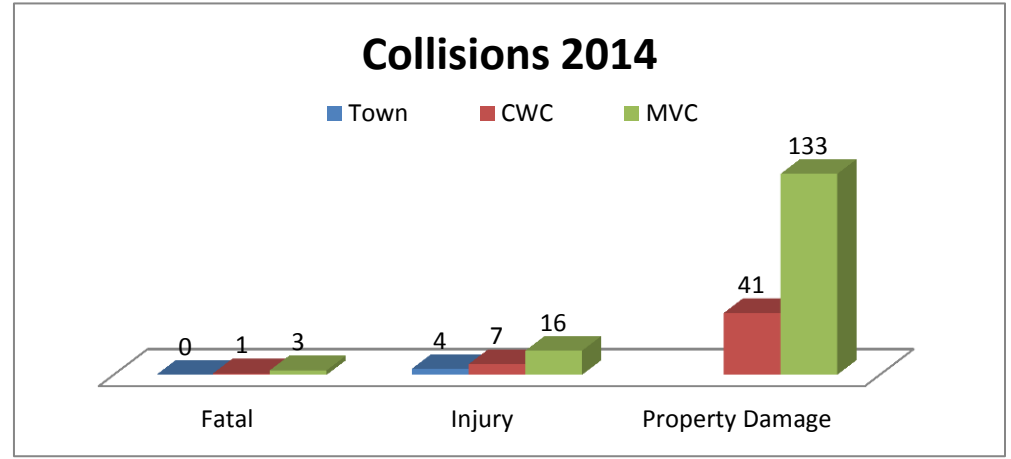


Detailed Traffic Data for 2014	Town	CWC	MVC	Det
Fail to Remain @ mvc	18	1	6	25
Dangerous/Careless Driving	4	1	4	9
Suspended Drivers	8	1	2	11
Prov Traffic Tickets (ie speeding, no insurance, seatbelt, etc)	248	67	257	578
24 hour suspensions	14	0	10	24
Impaired Driving complaints	43	10	25	78



DETAILED CRIME COMPARISONS 2014 4TH QUARTER (JAN - DEC)

Collisions	Town	CWC	MVC	Det
Fatal	0	1	3	4
Injury	4	7	16	27
Property Damage		41	133	264
Totals	88	49	152	295



Calls for Service	Town	CWC	MVC	Det
2014	1661	320	699	2980

